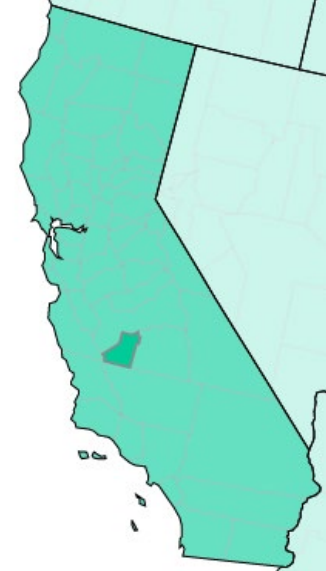




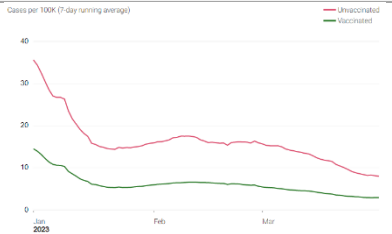
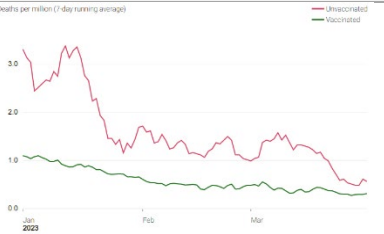
# KCDPH Weekly COVID-19 Report

## CDC Transmission Levels (updated Thursday 5/4/23)

Kings County COVID-19 Community Level		Low		
Case Rate per 100k		30.08		
New COVID-19 Hospital Admissions per 100k		4.6		
% Staffed inpatient beds in use by COVID-19 patients		3.7%		
COVID-19 Community Level Classifications				
Case Rate per 100k	Indicators	Low	Medium	High
Less than 200	New COVID-19 Admissions per 100k	<10	10-19.9	≥ 20
	% Staffed inpatient beds in use by COVID-19 Patients	<10%	10-14.9%	≥ 15%
200 or more	New COVID-19 Admissions per 100k	NA	<10	≥ 10
	% Staffed inpatient beds in use by COVID-19 Patients	NA	<10%	≥ 10%



## CDPH Unvaccinated and Vaccinated Data (updated Thursday 5/4/23)

Cases per 100k	Hospitalizations per 100k	Deaths per 100k
		
<p>During March 2023, unvaccinated people were <b>2.9 times more likely</b> to get COVID-19 than people who were vaccinated with at least a primary series.</p>	<p>During March 2023, unvaccinated people were <b>2.5 times more likely</b> to be hospitalized with COVID-19 than people who were vaccinated with at least a primary series.</p>	<p>During March 2023, unvaccinated people were <b>2.9 times more likely</b> to die from COVID-19 than people who were vaccinated with at least a primary series.</p>

## KCDPH Community Metrics (updated Thursday 5/4/23) \*

Metric	Last Week	% Change	Week Before Last	% Change
Cases	33	32%	25	-51.8%
Case Rate per 100k	23.1		17.5	
Deaths	0		0	
Death Rate per 100k	0		0	
PCR Tests	658	1.7%	647	-14.8%
Test Rate per 100k	459.8		452.1	
% Positive	5.4%		4.4%	
Residents Fully Vaccinated	0	-100%	3	-40%
Residents with Booster Dose	18	63.6%	11	0%

Last Updated: 5/4/2023

For more data please visit [CDC COVID Data Tracker](#), [CDPH COVID Dashboard](#), and the [KCDPH Website](#)

\*Please note the Center for Disease Control and Prevention (CDC), the California Department of Public Health (CDPH), and the Kings County Department of Public Health (KCDPH) metrics contain different populations/time periods and therefore may differ. CDC updates transmission levels on Thursday and includes every case in the county. CDPH updates data on the first Thursday of the month and includes every case in California. KCDPH updates data on Thursday and excludes the incarcerated population. % Change refers to the change from the week before.