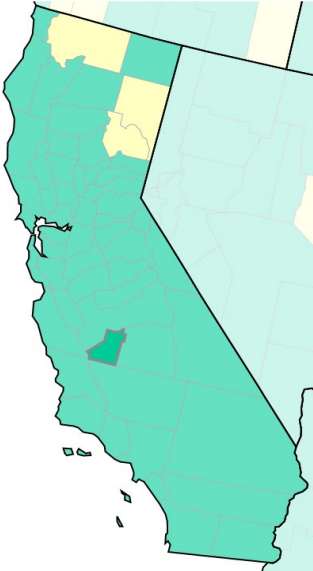




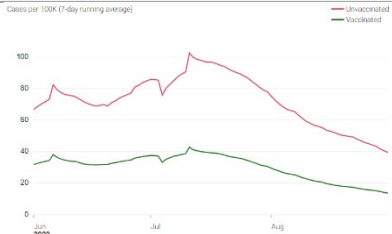
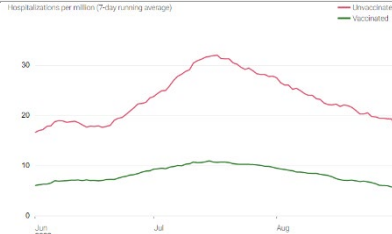
KCDPH Weekly COVID-19 Report

CDC Transmission Levels (updated Thursday 10/06/22)

Kings County COVID-19 Community Level		Low		
Case Rate per 100k		68.65		
New COVID-19 Hospital Admissions per 100k		7.4		
% Staffed inpatient beds in use by COVID-19 patients		5.2%		
COVID-19 Community Level Classifications				
Case Rate per 100k	Indicators	Low	Medium	High
Less than 200	New COVID-19 Admissions per 100k	<10	10-19.9	≥ 20
	% Staffed inpatient beds in use by COVID-19 Patients	<10%	10-14.9%	≥ 15%
200 or more	New COVID-19 Admissions per 100k	NA	<10	≥ 10
	% Staffed inpatient beds in use by COVID-19 Patients	NA	<10%	≥ 10%



CDPH Unvaccinated and Vaccinated Data (updated Thursday 10/06/22)

Cases per 100k	Hospitalizations per 100k	Deaths per 100k
		
<p>During August 2022, unvaccinated people were 2.7 times more likely to get COVID-19 than people who were vaccinated with at least a primary series.</p>	<p>During August 2022, unvaccinated people were 3.0 times more likely to be hospitalized with COVID-19 than people who were vaccinated with at least a primary series.</p>	<p>During August 2022, unvaccinated people were 3.3 times more likely to die from COVID-19 than people who were vaccinated with at least a primary series.</p>

KCDPH Community Metrics (updated Thursday 10/06/22) *

Metric	Last Week	% Change	Week Before Last	% Change
Cases	81	-3.6%	84	-28.8%
Case Rate per 100k	56.6		58.7	
Deaths	0		3	
Death Rate per 100k	0		2.1	
PCR Tests	1,516	-10.7%	1,698	-2.7%
Test Rate per 100k	1,059.3		1,186.5	
% Positive	5.3%		5.2%	
Residents Fully Vaccinated	22	-31.2%	32	-22%
Residents with Booster Dose	252	-16.6%	302	16.6%

Last Updated: 10/06/2022
[Website](#)

For more data please visit [CDC COVID Data Tracker](#), [CDPH COVID Dashboard](#), and the [KCDPH Website](#)

*Please note the Center for Disease Control and Prevention (CDC), the California Department of Public Health (CDPH), and the Kings County Department of Public Health (KCDPH) metrics contain different populations/time periods and therefore may differ. CDC updates transmission levels on Thursday and includes every case in the county. CDPH updates data on the first Thursday of the month and includes every case in California. KCDPH updates data on Thursday and excludes the incarcerated population. % Change refers to the change from the week before.