



In compliance with the Americans with Disabilities Act, if you require a modification or accommodation to participate in this meeting, including the availability of assistive listening devices or agendas in alternative formats, please contact the First 5 Kings County Children and Families Commission's office at (559) 585-0814 (California Relay 711) at least 48 business hours prior to the start of this meeting.

Meeting Agenda

April 28, 2023

9:00 AM

Kings County Department of Public Health
330 Campus Drive Hanford, CA 93230

Call to Order & Welcome

Commissioners Roll Call

Review and Modification to Agenda

Opportunity for Public Comment

This portion of the meeting is reserved for persons to address the Commission on any matter not on this agenda but under the jurisdiction of the Commission. Commissioners may respond to statements made or questions posed. They may ask a question for clarification; make a referral to staff for factual information or request staff to report back to the Commission at a later meeting. Also, the Commission may take action to direct staff to place a matter of business on a future agenda.

Speakers are limited to two minutes. Please state your name before making your presentation.

Consent Calendar

All items listed under the consent calendar are considered to be routine and will be enacted by one motion if no member of the Commission or audience wishes to comment or ask questions. If comment or discussion is desired by anyone, the item will be removed from the consent agenda and will be considered in the listed sequence with an opportunity for any member of the public to address the Commission concerning the item before action is taken.

P. 003 2023-04-123 Approval of Minutes: February 7, 2023 Commission Meeting

P. 009 February 2023 Fiscal Report

Action Items

P. 012 2023-04-124 Establish a Nomination Committee for 2023-2024 Chair Elect: The Chair will create a subcommittee that will be charged with nominating a Chair elect for FY 2023-2024.

P. 014 2023-04-125 Proposed Budget for FY 2023-2024: Commission to review, discuss and consider approving the 2023-2024 Budget.

- P. 022 **2023-04-126 Administrative Cost Limit for FY 2023-2024:** Commission to review, discuss and consider approving the administrative cost limit for FY 2023-2024.
- P. 026 **2023-04-127 FY 21/22 Annual Audit:** Commission to review, discuss and consider approving the FY 21/22 audit prepared by Hudson & Henderson.
- P. 030 **2023-04-128 FY 21/22 Annual Report:** Commission to review, discuss and consider approving the FY 21/22 annual report to be submitted to First 5 California.
- P. 046 **2023-04-129 First 5 California Annual Report:** Commission to review and discuss the First 5 California 2021-2022 Annual Report.

Informational Agenda Items

- P. 096 **Annual Evaluation Report:** Commission to review and discuss the progress of funded projects for FY 21/22 presented by Evaluation, Management & Training (EMT).
- P. 129 **Staff Report:** February-March 2023

Future Agenda Items

June 6, 2023

- Minutes from April 4, 2023 Commission Meeting
- April 2023 Fiscal Report
- Commission Budget Modification/Augmentation for FY 2022/2023 (if necessary)
- Election of Vice Chair for FY 23-24
- Commission Schedule for FY 2023/2024
- 2020-2025 Strategic Plan update
- 3rd Quarter Grantee Achievement Report
- Spotlight on Service: Recreation Association of Corcoran’s Corcoran Family Resource Center
- Staff Report: April-May 2023

Commissioner Comments

Review Next Meeting Date & Adjournment

- June 6, 2023 at 3:00 PM

Public Comment is Taken on Each Agenda Item

Please note that the order in which the agenda items are considered may be subject to change.

Agenda backup information and any public records provided to the Commission after the posting of the agenda for this meeting will be available for public review at the First 5 office: 330 Campus Drive, Hanford, CA 93230. Upon a timely request, reasonable efforts will be made to provide such information or records in alternative formats.



Date of Meeting: April 28, 2023

2023-04-123

Consent Calendar

- February 2023 Meeting Minutes
- February 2023 Fiscal Report



In compliance with the Americans with Disabilities Act, if you require a modification or accommodation to participate in this meeting, including the availability of assistive listening devices or agendas in alternative formats, please contact the First 5 Kings County Children and Families Commission's office at (559) 585-0814 (California Relay 711) at least 48 business hours prior to the start of this meeting.

Meeting Minutes

February 7, 2023

3:00 PM

Kings County Department of Public Health

330 Campus Drive Hanford, CA 93230

Health Annex, Room 505

Call to Order & Welcome Meeting called to order at 3:00pm.

Commissioners Roll Call Quorum met.

Commissioner	Present	Absent	Joined Meeting After Roll Call
Joe Neves	X		
Dr. Milton Teske	X		
Wendy Osikafo			X
Todd Barlow	X		
Dr. Lisa Lewis	X		

Review and Modification to Agenda None noted.

Opportunity for Public Comment

This portion of the meeting is reserved for persons to address the Commission on any matter not on this agenda but under the jurisdiction of the Commission. Commissioners may respond to statements made or questions posed. They may ask a question for clarification; make a referral to staff for factual information or request staff to report back to the Commission at a later meeting. Also, the Commission may take action to direct staff to place a matter of business on a future agenda.

Speakers are limited to two minutes. Please state your name before making your presentation.

No public comments.

Consent Calendar

All items listed under the consent calendar are considered to be routine and will be enacted by one motion if no member of the Commission or audience wishes to comment or ask questions. If comment or discussion is desired by anyone, the item will be removed from the consent agenda and will be considered in the listed sequence with an opportunity for any member of the public to address the Commission concerning the item before action is taken.

P. 003 **2023-02-120 Approval of Minutes: December 6, 2022 Commission Meeting**
P. 008 **December 2022 Fiscal Report**

No discussion ensued.

2023-02-120 Consent Calendar				
Motion Made by:	Barlow			
2 nd Motion by:	Lewis			
Motion (Pass/Fail)	PASS			
Commissioner	Aye	Nay	Abstain	Absent
Joe Neves	X			
Dr. Milton Teske	X			
Wendy Osikafo				X
Todd Barlow	X			
Dr. Lisa Lewis	X			

Action Items

- P. 011 **2023-02-121 Fiscal Subcommittee Recommendation:** Commission to review, discuss and consider approving the Fiscal Subcommittee’s recommendation, and directing staff to incorporate the recommendation into the next 5-year Fiscal Plan.

Program Officer Clarissa Ravelo introduced the item, advising the Commission about the Fiscal Subcommittee meeting, and the scenarios suggested (Scenario 1: No reduction to current funded programs; Scenario 2: 2% reduction to current funded programs; Scenario 3: 4% reduction to current funded programs and Scenario 4: 21-31% reduction to current funded programs so that no Trust Fund Balance is used). Ms. Ravelo also indicated that the Subcommittee members (Commissioner Lewis & Osikafo) could not suggest any alternatives, as the funded programs were performing as expected, and that a uniform cut across the board would be the fairest way, if the Commission decided to make any budget cuts.

Commissioner Lewis reiterated that all the funded programs have presented to the Commission, and there are no concerns about performance. Commissioner Lewis indicated that she was leaning towards not cutting any funding at this time, and to just monitor the fund balance and revisit when needed. The rest of the Commissioners expressed the same thoughts regarding maintaining the current funding levels, and to just monitor the fund balance.

2023-02-121 Fiscal Subcommittee Recommendation				
Motion Made by:	Lewis – to adopt Scenario 1 (no cuts)			
2 nd Motion by:	Barlow			
Motion (Pass/Fail)	PASS			
Commissioner	Aye	Nay	Abstain	Absent
Joe Neves	X			
Dr. Milton Teske	X			
Wendy Osikafo	X			
Todd Barlow	X			
Dr. Lisa Lewis	X			

- P. 017 **2023-02-122 Regional Technical Assistance for Home Visiting Coordination and Integration RFA:** Commission to review, discuss and consider authorizing staff to collaborate on the RFA, including but not limited to completing the Partner Certification Form and naming the Executive Director as an authorized signatory to the RFA.

Program Officer Ravelo introduced the item and described the RFA as being related to a prior grant that the County received to identify existing home visiting programs, and initiate coordination. Ms. Ravelo related that First 5 Kings would be a partner county, with either Merced, Kern or Fresno taking the lead on the grant application. The Commission was advised that the regional workgroup will be co-creating the work plan and budget. There may be a small amount of revenue to cover staff involvement in the project. Ms. Ravelo requested that the Commission authorize staff to continue participating in the application process & designate the Executive Director as the authorized signatory for the application. No additional discussion ensued.

2023-02-122 Regional Technical Assistance for Home Visiting Coordination and Integration RFA				
Motion Made by:	Barlow			
2 nd Motion by:	Lewis			
Motion (Pass/Fail)	PASS			
Commissioner	Aye	Nay	Abstain	Absent
Joe Neves	X			
Dr. Milton Teske	X			
Wendy Osikafo	X			
Todd Barlow	X			
Dr. Lisa Lewis	X			

Informational Agenda Items

- P. 065 **Securing Additional Funding to Support Identified Initiatives:** Commission to review and discuss additional methods to obtain additional revenue to continue to support the Commission’s vision and mission.

Program Officer Ravelo introduced the item, advising the Commission that current Commission policies do not address incoming revenue. Ms. Ravelo related that the agenda packet includes samples from other county Commissions. She also requested discussion from the Commission about their thoughts regarding potential parameters to create policy to address this issue.

Commissioner Osikafo stated that she just wants to make sure that a Cost Benefits Analysis is completed, so that we are investing time and effort in something that would bring in more revenue, not cost more to run. Commissioner Osikafo also reminded staff that sometimes reporting requirements may be overwhelming so to take that into consideration as well.

Many Commissioners liked Sonoma County’s tiered system based on amount and level of approval needed.

An inquiry about whether this may be mentioned in the Commission by-laws was posed, although Commissioner Neves believes that it is more general and probably doesn't provide details related to contracting and procurement. Commission staff to research the bylaws.

Discussion ensued further to differentiate between sponsorships and grants. Commissioners suggested staff to continue reviewing other County Commission's policies and bring back a draft policy for future review and consideration.

P. 078 **2nd Quarter Grantee Achievement Report:** Commission to review and discuss the progress of funded projects for FY 22/23.

Program Officer Ravelo provided an update on the 2nd quarter progress reports. Some grantees have submitted a SOW and/or Budget Modification, but no additional funding requests. Staff relayed that KCFRC has had some difficulty hiring a home visitor, so they will be returning to classroom-style activities to meet their revised SOW.

No other discussion ensued.

P. 081 **Spotlight on Service:** Staff from Kings United Way will present an overview of the funded project, Referral Exchange System.

United Way's Executive Director, Nanette Villareal, provided a powerpoint presentation on the Unite Us program, providing two examples of how the platform can be used. Ms. Villareal went on to describe the safety features of the platform, and other characteristics to secure confidentiality. She also requested that the Commission consider requiring grantees to at least consider joining Unite Us.

The Commissioners had several questions following the presentation, which Ms. Villareal answered including:

- The information belongs to the entity who enters the information
- There are 35 organizations on the platform right now
- It is a web-based platform, and one must have good internet connection

The Commission was reminded that demos are available monthly, and there is a dedicated staff member to help with onboarding.

P. 089 **Staff Report:** December 2022 – January 2023

Program Officer Ravelo summarized Commission staff activities since the last Commission meeting as listed on page 90 of the agenda packet, highlighting budget preparation for the upcoming fiscal year, regional and statewide meetings regarding revenue projections and the regional Home Visiting Coordination RFA, and the First 5 Association Summit.

Future Agenda Items

April 4, 2023

- Minutes from February 7, 2023 Commission Meeting
- February 2023 Fiscal Report

- FY 21-22 Annual Audit Report
- FY 21-22 Annual Report
- FY 21-22 Evaluation Report
- Establish Nomination Committee for FY 23/24 Chair Elect
- Spotlight on Service: Recreation Association of Corcoran – Corcoran Family Resource Center
- Staff Report: February-March 2023

Commissioner Comments

Commissioner Barlow shared information about the Academic Decathlon. Commissioner Lewis stated that the Kind Center is fully operational and announced that Christine Lupkes is their newest Deputy Director. Commissioner Osikafo indicated that she will not be in attendance at the April meeting; however wanted to advise that Medi-cal Redeterminations will be reinstated, and that CalFresh grants will go back to the normal rates. Chairperson Neves asked if anyone else from the audience had any announcements. Rebecca Villa, KCOE ECE Director state that they will be hosting a Universal Pre-Kindergarten Conference, and invitation will be going out.

Review Next Meeting Date & Adjournment

- April 4, 2023 at 3:00 PM

The meeting was adjourned at 4:34pm.

Public Comment is Taken on Each Agenda Item

Please note that the order in which the agenda items are considered may be subject to change.

Agenda backup information and any public records provided to the Commission after the posting of the agenda for this meeting will be available for public review at the First 5 office: 330 Campus Drive, Hanford, CA 93230. Upon a timely request, reasonable efforts will be made to provide such information or records in alternative formats.

FY 22/23
February Fiscal Report
First 5 Operations

SALARY SUMMARY		\$ 202,719	\$ 85,661	\$ 117,058	42.26%
SERVICES & SUPPLIES		BUDGET	YTD	BALANCE	%
Communications	92006	\$ 3,117	\$ 1,241	\$ 1,876	39.81%
Office Equipment	92018	\$ 1,000	\$ 223	\$ 777	22.31%
Maintenance SIG	92021	\$ 2,549	\$ 860	\$ 1,689	33.74%
Memberships	92027	\$ 4,000	\$ 4,000	\$ -	100.00%
Postage & Freight	92033	\$ 201	\$ 78	\$ 123	38.78%
Offset Printing	92035	\$ 500	\$ -	\$ 500	0.00%
Legal Services	92038	\$ 1,500	\$ 297	\$ 1,203	19.80%
Community Outreach	92045	\$ 1,500	\$ 165	\$ 1,335	10.97%
Auditing & Accounting	92046	\$ 6,560	\$ -	\$ 6,560	0.00%
Contractual Services	92047	\$ 25,000	\$ 6,250	\$ 18,750	25.00%
Publications & Legal Notices	92056	\$ 250	\$ -	\$ 250	0.00%
Special Dept Expense	92063	\$ 30,000	\$ (2,344)	\$ 32,344	-7.81%
Purchasing Charges	92068	\$ 600	\$ 438	\$ 162	73.01%
Brd. & Comm. Meeting Expense	92069	\$ 500	\$ 54	\$ 446	10.73%
Public Education Material	92075	\$ 1,500	\$ -	\$ 1,500	0.00%
Motor Pool	92089	\$ 2,000	\$ 107	\$ 1,893	5.35%
Travel Expenses	92090	\$ 10,000	\$ 2,583	\$ 7,417	25.83%
Utilities	92094	\$ 2,071	\$ 1,028	\$ 1,043	49.64%
Electronic Hardware	92103	\$ 8,264	\$ -	\$ 8,264	0.00%
Liability Claim	93041	\$ 621	\$ 467	\$ 155	75.12%
Information & Technology	93048	\$ 4,707	\$ 2,915	\$ 1,792	61.93%
IT Managed Contracts	93051	\$ 3,660	\$ 3,026	\$ 634	82.68%
Admin Allocation	93057	\$ 30,606	\$ 11,376	\$ 19,230	37.17%
TOTAL SERVICES & SUPPLIES		\$ 140,706	\$ 32,763	\$ 88,713	23.28%
TOTAL OPERATIONS COSTS		\$ 343,425	\$ 118,424	\$ 205,771	34.48%

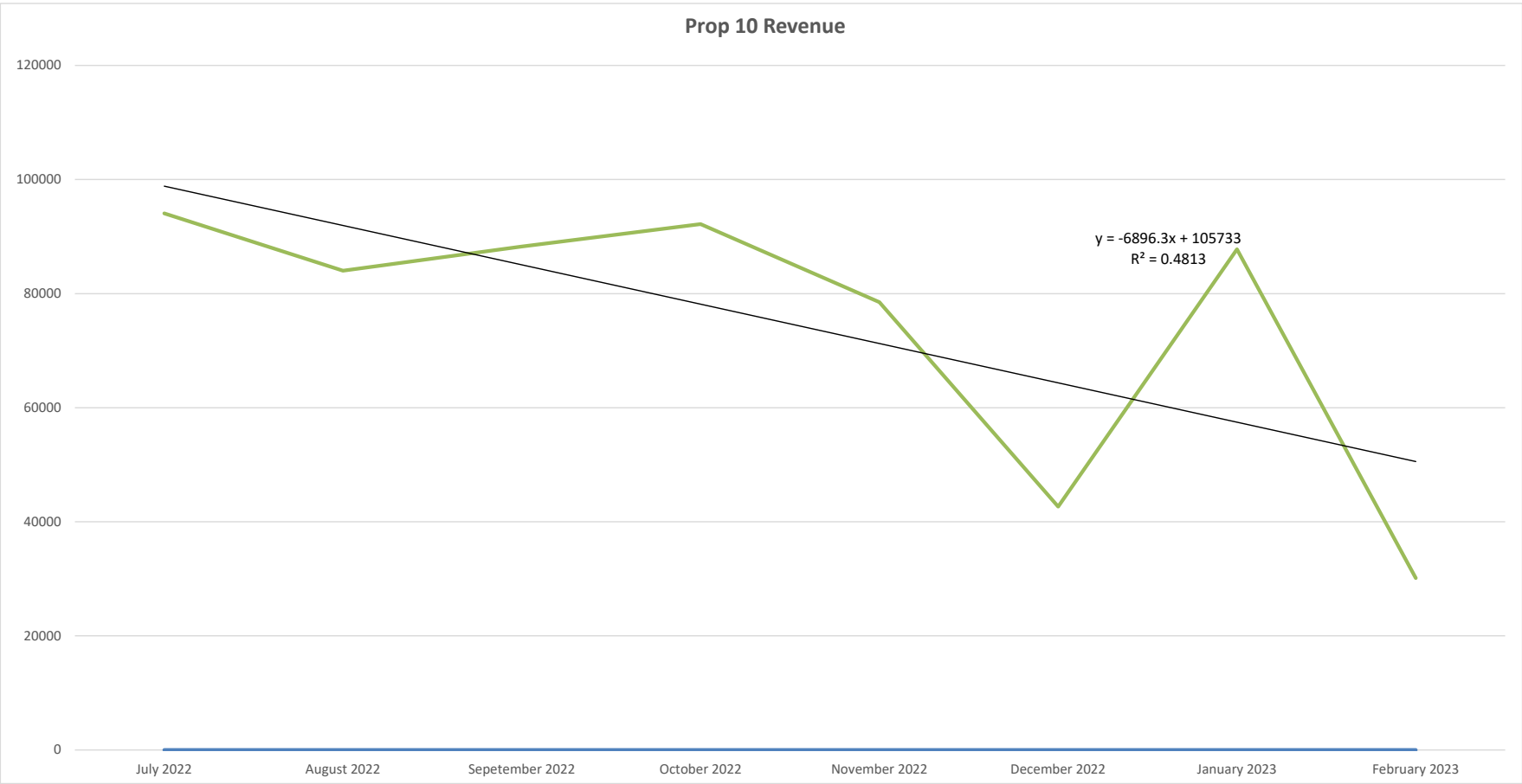
First 5 Contracted Programs		BUDGET	YTD	BALANCE	%
FRC Initiative	93033	\$ 684,961	\$ 279,070	\$ 405,891	40.74%
Avenal Family Connection		\$ 85,500	\$ -	\$ 85,500	
Corcoran Family Resource Center		\$ 110,200	\$ 55,328	\$ 54,872	
Kettleman City Family Resource Center		\$ 85,500	\$ 40,075	\$ 45,425	
KCOE: Hanford & Lemoore Family Connection		\$ 403,761	\$ 183,667	\$ 220,094	
E3 Initiative	93034	\$ 85,834	\$ 41,479	\$ 44,356	48.32%
Kings County Office of Education CARES		\$ 85,834	\$ 41,479	\$ 44,356	
School Readiness	93035	\$ 417,810	\$ 194,780	\$ 223,030	46.62%
UCP Parent & Me Program		\$ 332,310	\$ 156,946	\$ 175,364	
Special Needs Project		\$ 85,500	\$ 37,834	\$ 47,666	
New Project	93053	\$ 38,000	\$ 20,825	\$ 17,175	54.80%
Kings United Way		\$ 38,000	\$ 20,825	\$ 17,175	
TOTAL CONTRACT COSTS		\$ 1,226,605	\$ 536,154	\$ 690,451	43.71%
TOTAL EXPENDITURES		\$ 1,570,030	\$ 654,578	\$ 896,222	41.69%
RESERVE FUNDS (25% of Operations and Contracts)		\$ 392,508	Trust Balance	\$ 1,354,252	

FY 22/23 February Fiscal Report Revenue

Revenue FY 2022/2023

Month	Estimated Prop 10	Actual Prop 10 Revenue	Prop 56 Backfill	Interest	Home Visitation (KCHSA)	Misc Revenue	Total	Revenue Received (% of Prop 10 Estimate)
July 2022	\$ 116,217	\$ 94,064		\$ 2,878	\$ 1,705		\$ 98,646	81%
August 2022	\$ 116,217	\$ 84,030	\$ 690		\$ 1,628		\$ 86,347	72%
September 2022	\$ 116,217	\$ 88,253			\$ 1,428		\$ 89,681	76%
October 2022	\$ 116,217	\$ 92,185			\$ 2,183		\$ 94,367	79%
November 2022	\$ 116,217	\$ 78,512			\$ 1,378		\$ 79,890	68%
December 2022	\$ 116,217	\$ 42,645	\$ 318,855		\$ 1,537		\$ 363,036	37%
January 2023	\$ 116,217	\$ 87,774			\$ 1,972		\$ 89,746	76%
February 2023	\$ 116,217	\$ 30,133			\$ 1,485		\$ 31,618	26%
March 2023	\$ 116,217				\$ -		\$ -	0%
April 2023	\$ 116,217				\$ -		\$ -	0%
May 2023	\$ 116,217				\$ -		\$ -	0%
June 2023	\$ 116,217				\$ -		\$ -	0%
TOTAL REVENUE	\$ 1,394,605	\$ 597,595	\$ 319,545	\$ 2,878	\$ 13,315	\$ -	\$ 933,332	65.76%

Prop 10 Chart





330 Campus Drive • Hanford • CA • 93230 • (559) 585-0814

Date of Meeting: April 28, 2023

2023-04-124

**Establish a Nomination
Committee for
FY23/24 Chair Elect**



330 Campus Drive • Hanford • CA • 93230 • (559) 585-0814

Date of Meeting: April 28, 2023
Agenda Item: 2023-04-124
Discussion/Action Item: Action Item

AGENDA ITEM: Establishment of Nomination Committee for 2023-2024 Chair-elect

A. Background/History:

The First 5 Kings County Children and Families Bylaws state that the “Chairperson will appoint a nominating committee to propose candidate(s) for election at the April meeting. The term of office of Chair-Elect shall be for one year with the expectation that the Chair-elect will serve the subsequent year as Chairperson. The Chair-elect shall act in the absence of the Chairperson.”

B. Summary of Request, Description of Project and/or Primary Goals of Agenda Item:

Commission chair to appoint a nominating committee in order to propose candidate(s) for election at the next Commission Meeting.

C. Timeframe:

Appoint a nominating committee that will convene and submit to staff proposed candidate(s) for appropriate election to occur at June 2023 Commission meeting. Ascension of chair and chair-elect to occur at the August 2023 meeting.

D. Costs:

No costs are associated with this item.

E. Staff Recommendation:

Commission staff recommends the Chair appoint a nominating committee in order to propose candidate(s) for election at the June 2023 Commission meeting.

F. Attachments:

- None



330 Campus Drive • Hanford • CA • 93230 • (559) 585-0814

Date of Meeting: April 28, 2023

2023-04-125

**Proposed Budget
for FY 23/24**



330 Campus • Hanford • CA • 93230 • (559) 585-0814

Date of Meeting: April 28, 2023
Agenda Item: 2023-04-125
Discussion/Action Item: Action Item

AGENDA ITEM: Fiscal Year 2023/2024 Budget Approval

A. Background/History:

Annually, Commission staff present a budget proposal for the upcoming fiscal year, in accordance with the county strategic plan and 5-year Financial Plan approved by the local Commission. In addition, each county department submits their proposed budget to the Administrative Office for approval.

At the December 6, 2022 Commission meeting, Commission staff presented the updated First 5 California's annual projections. A Fiscal Subcommittee was appointed to formulate proposed strategies for the Commission to consider to continue to support its initiatives, within the limits presented by continued revenue decline. The Fiscal Subcommittee convened and recommended that three scenarios be presented to the Commission, to show a 2%, 4% and maximum reduction to current funded programs.

At the February 7, 2023 Commission meeting the three scenarios were presented to the Commission, and after review and discussion, the Commission decided to maintain the current year's funding levels, continue monitoring the fund balance and revisit when needed.

Attached please find a copy of the proposed First 5 Kings County Children and Families Commission (432300) budget for FY 2023/2024 that will be contained in the Health Department Budget.

Upon Commission review, staff is prepared to discuss any questions about budgeted expenses or revenue. Additionally, staff is prepared to discuss the county & department budget process and address budget modifications with the Commission at this meeting.

B. Summary of Request, Description of Project and/or Primary Goals of Agenda Item:

The Commission will review, discuss and consider approving the First 5 Kings County Children and Families Commission budget for FY 2023/2024.

C. Timeframe:

Budget period from July 1, 2023 through June 30, 2024.

D. Costs:

Total Costs budgeted for FY 2023/2024 is \$1,484,706.

E. Staff Recommendation:

Staff recommends the Commission adopt the FY 2023/2024 budget as presented.

F. Attachments:

- Cost Comparison between FY 2022/2023 Budget and 2023/2024 Budget
- Form 12 Budget Narrative for Budget Unit 432300 for FY 2023/2024

BUDGET COMPARISON
FY 2022-23 and FY 2023-24
Consolidated Report

SALARY SUMMARY		\$ 205,699	\$ 191,437	\$ (14,262)
SERVICES & SUPPLIES		2022-2023 BUDGET	2023-2024 BUDGET (Proposed)	VARIANCE
Communications	92006	\$ 3,117	\$ 2,316	\$ (801)
Office Equipment & Supplies	92018	\$ 1,000	\$ 1,600	\$ 600
Maintenance SIG	92021	\$ 2,549	\$ 4,109	\$ 1,560
Memberships	92027	\$ 4,000	\$ 4,000	\$ -
Postage & Freight	92033	\$ 201	\$ 201	\$ -
Offset Printing/Stores	92035	\$ 500	\$ 500	\$ -
Legal Services	92038	\$ 1,500	\$ 1,500	\$ -
Community Outreach	92045	\$ 1,500	\$ 1,500	\$ -
Auditing & Accounting	92046	\$ 6,560	\$ 6,560	\$ -
Contractual Services	92047	\$ 25,000	\$ 25,000	\$ -
Publications & Legal Notices	92056	\$ 250	\$ 250	\$ -
Program Expenses	92063	\$ 30,000	\$ 30,000	\$ -
Purchasing Charges	92068	\$ 600	\$ 642	\$ 42
Brd. & Comm. Mem Expenses	92069	\$ 500	\$ 500	\$ -
Public Educ. Materials	92075	\$ 1,500	\$ 1,500	\$ -
Motor Pool	92089	\$ 2,000	\$ 2,000	\$ -
Travel Expenses	92090	\$ 10,000	\$ 10,000	\$ -
Utilities	92094	\$ 2,054	\$ 2,201	\$ 147
Electronic Hardware	92103	\$ 8,264	\$ -	\$ (8,264)
Liability Claim	93041	\$ 621	\$ 1,186	\$ 565
Information & Technology	93048	\$ 4,707	\$ 4,631	\$ (76)
IT Managed Contracts	93051	\$ 3,660	\$ 3,660	\$ -
Admin Allocation	93057	\$ 31,178	\$ 27,365	\$ (3,813)
TOTAL SERVICES & SUPPLIES		\$ 141,261	\$ 131,221	\$ (10,040)
TOTAL OPERATIONS COSTS		\$ 346,960	\$ 322,658	\$ (24,302)
Other Charges		2022-2023 BUDGET	2023-2024 BUDGET (Proposed)	VARIANCE
FRC Initiative		\$ 684,961	\$ 648,911	\$ (36,050)
E3 Initiative		\$ 85,834	\$ 81,317	\$ (4,517)
School Readiness Initiative		\$ 417,810	\$ 395,820	\$ (21,990)
New Project Initiative (TBD)		\$ 38,000	\$ 36,000	\$ (2,000)
TOTAL CONTRACT COSTS		\$ 1,226,605	\$ 1,162,048	\$ (64,557)
TOTAL EXPENSES		\$ 1,573,565	\$ 1,484,706	\$ (88,859)



Kings County Budget FY 23/24

FIRST 5

1. PURPOSE

The Kings County Children and Families Commission/First 5 is the local agency designated to receive and administer Proposition 10 funding to promote, support and improve the early development of children from the prenatal stage to five years of age.

2. CORE FUNCTIONS

First 5 develops and periodically reviews a multi-year strategic plan and financial budget to provide direct services and grant funding in accordance with the strategic plan. First 5 collaborates with local agencies to implement an integrated, comprehensive, and collaborative system of information and services to enhance optimal early childhood development and to ensure that children are ready to enter school.

3. KEY GOALS AND OBJECTIVES IN CURRENT FISCAL YEAR – FY 22/23

A. Goal 1: Make quality early childcare and education services accessible.

- i. **Objective 1:** Support quality and affordable early childhood education and childcare services to allow for retention and expansion.
 - i. **Results:** *This objective is on target to be completed by the end of the current fiscal year. The CARES program continues to provide professional development and support to early care and education in Kings County. As of December 31, 2022, this program has provided support, training and coaching to 166 childcare and early education providers.*
- ii. **Objective 2:** Implement strong professional development systems that improve the quality of early childhood education services.
 - i. **Results:** *This objective is on target to be completed by the end of the current fiscal year. The CARES program supports a data system that tracks a variety of measures of children's development, as well as the rating of participating providers. These services have also expanded to the home visitation workforce, and alternative childcare sites.*
- iii. **Objective 3:** Provide quality programs through research and best practices with parent education, emphasizing child development, parenting skills and parent/family stability.
 - i. **Results:** *This objective is on target to be completed by the end of the current fiscal year. United Cerebral Palsy's (UCP) Parent and Me programs are administered throughout the county and ensure that families have access to educational services emphasizing family reading/literacy and school readiness.*

B. Goal 2: Ensure that all parents/guardians and caregivers are knowledgeable about early childhood development, effective parenting, and community resources.

- i. **Objective 1:** Provide access to linguistically, culturally relevant parenting education and family-strengthening support resources for parents/guardians and caregivers.
 - i. **Results:** *This objective is on target to be completed by the end of the current fiscal year. The Family Resource Centers (FRCs) supported by First 5 offer a variety of support and educational opportunities for parents and caregivers. As of December 31, 2022, the FRCs have provided services to 356 parents/caregivers. All of the FRCs have Spanish-speaking staff members and translate written material into Spanish.*
- ii. **Objective 2:** Provide access to educational services for parents/guardians and caregivers to increase family reading/literacy and school readiness.
 - i. **Results:** *This objective is on target to be completed by the end of the current fiscal year. The FRCs provide various literacy activities throughout the year. There are also age-specific activities tailored to the different age groups. 397 children have been served by*



Kings County Budget FY 23/24

the FRCs as of December 31, 2022.

C. Goal 3: Ensure all children will have an early start toward good health.

- i. **Objective 1:** Provide children with medical, dental, mental health, developmental and vision screenings and/or preventive services.
 - i. **Results:** *This objective is on target to be completed by the end of the current fiscal year. The FRCs provide Ages and Stages Questionnaire (ASQ) developmental screenings for children 0-5, while UCP utilizes the Hawaii Early Learning Profile (HELP). Both screening tools seek to identify a child's developmental progress, unique strengths and needs, and ability to perform functional skills. The Home Visitation program in Kettleman City also provides additional screening for the whole family, including health, intimate partner violence, parenting skills, and protective factors.*
- ii. **Objective 2:** Help children develop early healthy habits.
 - i. **Results:** *This objective is on target to be completed by the end of the current fiscal year. The FRCs provide physical fitness and nutrition activities for children. Many FRCs have staff who are Certified Passenger Safety technicians, providing car seat safety training to parents.*
- iii. **Objective 3:** Refer and link children with identified special needs to appropriate services.
 - i. **Results:** *This objective is on target to be completed by the end of the current fiscal year. UCP is one of the few providers in Kings County who specifically serves children with special needs. They develop and provide interventions based on their assessment of the children. They also provide special needs in-service training to early care and education providers to support services in an integrated fashion.*

D. Goal 4: Build a cohesive system of services for children and families.

- i. **Objective 1:** Ensure community members have a shared vision and act collectively to improve the policies, access to services and environments that impact families.
 - i. **Results:** *This objective is on target to be completed by the end of the current fiscal year. The FRCs promote services throughout the community. First 5 provides backpacks with school supplies to encourage families to enroll their students in kindergarten early.*
- ii. **Objective 2:** Establish early childhood education and health-related supports reflect desires of the community and needs of the families.
 - i. **Results:** *This objective is on target to be completed by the end of the current fiscal year. First 5 is a member of the Local Childcare Planning Council and the Kings Early Education Planning group. Both groups consist of providers, funders, and recipients of early care and education services. They set annual goals and objectives that will promote better services in the community.*
- iii. **Objective 3:** Provide physical locations for the community that promote early childhood education, support health and encourage interaction while leveraging sustainable resources.
 - i. **Results:** *This objective is on target to be completed by the end of the current fiscal year. The FRCs offer space for local providers to provide presentations, education, resources and services to the parents/caregivers of children 0-5.*

4. OTHER ACCOMPLISHMENTS IN CURRENT YEAR

Department staff have joined several initiatives and committees that seek to bring new or improve existing services to children 0-5 and their families. They provide insight on the various needs of the early childhood care and education field and are often sought out to contribute to discussion and projects such as Kings County Referral Exchange Advisory Committee, First 5 Association Learning Cohort, Refugee Family Support Regional Collaborative, and Anthem Blue Cross Kings County Community Advisory Committee. First 5 Kings County continues to be the conduit between state-level and regional agencies to ensure equitable access to services that enhance childcare centers, preschools, the FRCs and families throughout



Kings County Budget FY 23/24

Kings County.

5. KEY GOALS AND OBJECTIVES FOR NEXT FISCAL YEAR – FY 23/24

- A. Goal 1:** Make quality early childcare and education services accessible.
- i. **Objective 1:** Support quality and affordable early childhood education and childcare services to allow for retention and expansion.
 - ii. **Objective 2:** Implement strong professional development systems that improve the quality of early childhood education services.
 - iii. **Objective 3:** Provide quality programs through research and best practices with parent education, emphasizing child development, parenting skills and parent/family stability.
- B. Goal 2:** Ensure that all parents/guardians and caregivers are knowledgeable about early childhood development, effective parenting, and community resources.
- i. **Objective 1:** Provide access to linguistically, culturally relevant parenting education and family-strengthening support resources for parents/guardians and caregivers.
 - ii. **Objective 2:** Provide access to educational services for parents/guardians and caregivers to increase family reading/literacy and school readiness.
- C. Goal 3:** Ensure all children will have an early start toward good health.
- i. **Objective 1:** Provide children with medical, dental, mental health, developmental and vision screenings and/or preventive services.
 - ii. **Objective 2:** Help children develop early healthy habits.
 - iii. **Objective 3:** Refer and link children with identified special needs to appropriate services.
 - iv. **Objective 4:** Link pregnant women to early and continuous care.
- D. Goal 4:** Build a cohesive system of services for children and families.
- i. **Objective 1:** Ensure community members have a shared vision and act collectively to improve the policies, access to services and environments that impact families.
 - ii. **Objective 2:** Establish early childhood education and health-related supports reflect desires of the community and needs of the families.
 - iii. **Objective 3:** Provide physical locations for the community that promote early childhood education, support health and encourage interaction while leveraging sustainable resources.

6. BUDGET REQUEST

A. Change in Net County Cost/Fund Balance/Unrestricted Net Position

The Requested Budget represents an overall decrease of \$85,324 or 5% in expenditures and an overall decrease of \$85,324 or 5% in revenues when compared with the FY 2022/23 Final Budget. There is no Net County Cost in the Requested Budget.

B. Significant Areas of Change

• Revenue

- Use of Money and Property
 - Use of money and property has no change in the requested budget.
- Intergovernmental Revenue
 - Intergovernmental revenue is estimated to decrease by \$210,378, or 15%, due to the decrease in Proposition 10 revenue, due to the upholding of Senate Bill (SB) 793 (Flavored Tobacco Ban).
- Miscellaneous Revenue
 - Miscellaneous revenue is estimated to increase by \$120,313, or 83%, due to the reduction in intergovernmental revenue and increased use of General Relief Funds.



Kings County Budget FY 23/24

- Other Financing Sources
 - Other funding sources are estimated to increase by \$4,741, or 20%, due to increased personnel time applied in the Health Department Parents as Teachers and Home Visiting Coordination programs.

- **Expenses**

- Salaries and Employee Benefits
 - Salaries and employee benefits are estimated to decrease by \$11,282, or 6%, primarily due to the change in budgeted staff.
- Services and Supplies
 - Services and supplies are estimated to decrease by \$36,733, or 36%, due to the elimination of electronic hardware, reduction in motor pool charges, and reduction in County allocated operating expenses.
- Other Charges
 - Other charges are estimated to decrease by \$37,309 or 3%, due to reductions in program initiatives and County allocated operating expenses.

C. Staffing Changes

- Add 1.0 Full-Time Equivalent (FTE) position to appropriately staff the First 5 program.
 - 1.0 Office Assistant I/II
- Delete 1.0 FTE position to appropriately staff the First 5 program.
 - First 5 Resource Specialist

7. CAO RECOMMENDED

The FY 23/24 budget is recommended at \$1,484,706 and is financed by \$1,484,706 in various state and other First 5 trust revenues. First 5 is not part of the General Fund and operates as a separate fund with a separate trust. The recommended budget does not include any contributions from General Fund and remains balanced as has been the case in previous years.



330 Campus Drive • Hanford • CA • 93230 • (559) 585-0814

Date of Meeting: April 28, 2023

2023-04-126

**Administrative Cost Limit
for FY 23/24**



330 Campus Drive • Hanford • CA • 93230 • (559) 585-0814

Date of Meeting: April 28, 2023
Agenda Item: 2023-04-126
Discussion/Action Item: Action Item

AGENDA ITEM: FY 2023-2024 Administrative Cost Limit

A. Background/History:

The First 5 Kings County Commission’s Administrative, Evaluation, and Program Cost policy states, “It is the policy of the Commission that an upper limit be established as stated as a maximum annual administrative cost expenditure as a percent of the total operating budget. This will be established at a public meeting, following a public hearing, of the Commission.”

Commission staff is requesting the Commission adopt, per policy, the administrative cost limit for FY 2023-2024.

B. Summary of Request, Description of Project and/or Primary Goals of Agenda Item:

Commission staff requests the Commission discuss and consider adopting an Administrative Cost limit for spending in FY 2023-2024.

C. Timeframe:

Timeframe associated with this limitation is July 1, 2023 to June 30, 2024.

D. Costs:

Total anticipated Administrative Costs for FY 2023-2024 are \$70,070.

E. Staff Recommendation:

Commission staff recommends the Commission adopt an Administrative Cost Limit not to exceed 10%. The current budget anticipates a 4.72% administrative cost; however the higher amount is being recommended based on the possibility that County administrative costs will be redistributed when the overall budget is balanced and approved, and grantees may not expend their entire allocation, causing an increase in the percentage of administrative costs associated with contract pay-outs.

F. Attachments:

- 2023-2024 Administration, Program, and Evaluation Breakdown

Administrative Cost Breakdown
Services & Supplies
2023-2024

SALARY SUMMARY		\$38,158	\$153,279	\$0	\$191,437
SERVICES AND SUPPLIES					
LINE ITEM		Admin	Program	Evaluation	TOTAL BUDGET
Communications	92006	65%	35%	0%	
Communications		\$ 1,516	\$ 800	\$ -	\$ 2,316
Office Equipment & Supplies	92018	39%	61%	0%	
Office Equipment & Supplies		\$ 620	980	\$ -	\$ 1,600
Maintenance SIG	92021	24%	76%	0%	
Maintenance		\$ 967	\$ 3,142	\$ -	\$ 4,109
Memberships	92027	100%	0%	0%	
First 5 Association (\$4,000 per year)		\$ 4,000	\$ -	\$ -	\$ 4,000
Postage & Freight	92033	50%	50%	0%	
Mailing & Shipping (OITS)		\$ 101	\$ 100	\$ -	\$ 201
Offset Printing/Stores	92035	100%	0%	0%	
Offsite Printing		\$ 500	\$ -	\$ -	\$ 500
Legal Services	92038	100%	0%	0%	
County Counsel		\$ 1,500	\$ -	\$ -	\$ 1,500
Community Outreach	92045	0%	100%	0%	
Outreach Materials		\$ -	\$ 1,500	\$ -	\$ 1,500
Auditing & Accounting	92046	100%	0%	0%	
Independent (from County) Audit		\$ 6,560	\$ -	\$ -	\$ 6,560
Contractual Services	92047	0%	0%	100%	
Evaluation Consultant		\$ -	\$ -	\$ 25,000	\$ 25,000
Publications and Legal Notices	92056	100%	0%	0%	
Public Notice/Hearings Postings		\$ 250	\$ -	\$ -	\$ 250
Special Department Expense	92063	0%	100%	0%	
Program Supplies and Materials		\$ -	\$ 30,000	\$ -	\$ 30,000
Purchasing Charges	92068	24%	76%	0%	
(OITS)		\$ 151	\$ 491	\$ -	\$ 642
Board & Comm Membership Exp	92069	100%	0%	0%	
Incentive/Appreciation Items/Trainings		\$ 500	\$ -	\$ -	\$ 500
Public Educ. Materials	92075	0%	100%	0%	
Public Education Materials		\$ -	\$ 1,500	\$ -	\$ 1,500
Motor Pool Services	92089	50%	50%	0%	
Vehicle costs (mileage, repair, etc.)		\$ 1,000	\$ 1,000	\$ -	\$ 2,000
Travel and Expenses	92090	50%	50%	0%	
Training/Travel Costs		\$ 5,000	\$ 5,000	\$ -	\$ 10,000
Utilities	92094	29%	71%	0%	
Utilities		\$ 629	\$ 1,572	\$ -	\$ 2,201
Electronic Hardware	92103	#DIV/0!	#DIV/0!	#DIV/0!	
Electronic Hardware		\$ -	\$ -	\$ -	\$ -
Liability Claim	93041	24%	76%	0%	
Liability Claim		\$ 279	\$ 907	\$ -	\$ 1,186
Information & Technology Services	93048	24%	76%	0%	
County Computer/IT Support (OITS)		\$ 1,090	\$ 3,541	\$ -	\$ 4,631
IT Managed Contracts	93051	22%	78%	0%	
County IT Managed Contracts		\$ 810	\$ 2,850	\$ -	\$ 3,660
Admin Allocation	93057	24%	76%	0%	
Admin		\$ 6,439	\$ 20,926	\$ -	\$ 27,365
SUB-TOTAL		\$ 31,912	\$ 74,309	\$ 25,000	\$ 131,221
TOTAL		\$ 70,070	\$ 227,588	\$ 25,000	\$ 322,658

Administrative Cost Breakdown
Other Costs
2023-2024

OTHER CHARGES	Funds Budgeted
FRC Initiative 93033	\$ 648,911
Avenal Family Resource Center	\$ 81,000
Corcoran Family Resource Center	\$ 104,400
Kettleman City Family Resource Center	\$ 81,000
Hanford/Lemoore Family Connection	\$ 382,511
E3 Initiative 93034	\$ 81,317
Kings County Office of Education CARES	\$ 81,317
School Readiness Initiative 93035	\$ 395,820
Parent & Me Program	\$ 314,820
Special Needs Project	\$ 81,000
New Project Initiative 93053	\$ 36,000
United Way Referral Exchange System	\$ 36,000
TOTAL	\$ 1,162,048

Budget Category	Budget
Total Salaries & Benefits	\$191,437
Total Services & Supplies	\$131,221
Total Other Charges	\$1,162,048
Fixed Assets	\$0
TOTAL EXPENDITURES	\$1,484,706

Budget Category	Budget	%
ADMINISTRATION	\$ 70,070	5%
PROGRAM SUPPORT	\$ 227,588	15%
EVALUATION	\$ 25,000	2%
EXTERNAL PROGRAMS	\$1,162,048	78%
TOTAL EXPENDITURES	\$ 1,484,706	



330 Campus Drive • Hanford • CA • 93230 • (559) 585-0814

Date of Meeting: April 28, 2023

2023-04-127

FY 2021/2022 Audit

AGENDA ITEM: 2021-2022 First 5 Kings County Annual Audit Report

A. Background/History:

The California Children and Families First Act of 1998 requires that, “On or before October 15 of each year, each county commission shall conduct an audit of, and issue a written report on the implementation and performance of their respective functions during the preceding fiscal year, including at a minimum, the manner in which funds were expended, the progress toward, and the achievement of program goals and objectives, and the measurement of specific outcomes through appropriate reliable indicators”. Statute requires that the audit and report be transmitted to First 5 California and the State Controller’s Office by November 1st of each year, and that the reports be made available to the general public on request at no cost.

Due to the anticipated delay in receipt of the Final Audit Report, Staff sought an extension from First 5 California and the State Controller’s Office on September 14, 2022. The initial extension request was granted on November 14, 2022, with the intention of transmitting the Audit Report to First 5 California and the State Controller by the extension deadline of February 10, 2023. Due to delays in the process, a second extension request was submitted and granted on January 10, 2023. A third extension request was submitted and granted on April 3, 2023. Both State agencies were advised that the next opportunity for the Commission to review the Audit was at the April 28, 2023 Commission meeting.

To that end, Commission Staff had an audit report prepared by Hudson Henderson & Company, Certified Public Accounts. This report is presented to the Commission today for discussion, review, approval and adoption of the annual audit report.

B. Summary of Request, Description of Project and/or Primary Goals of Agenda Item:

Commission staff is requesting the Commission review, discuss, and adopt the Annual Audit report for the period July 1, 2021 through June 30, 2022.

C. Timeframe:

The Audit Report for Fiscal Year 2021-2022 is before the Commission for final approval and adoption, and will be submitted to First 5 California and the State Controller’s Office, shortly after approval and adoption.

D. Costs:

There are no additional costs associated with this agenda item. The costs of the audit are incorporated into the annual First 5 budget.

E. Staff Recommendation:

Commission staff is requesting the Commission review, discuss, and adopt the Audit Report for the period July 1, 2021 through June 30, 2022.

F. Attachments:

- FY 2021-2022 Financial Audit
- FY 2021-2022 Management's Discussion and Analysis

Audit Report
to be filed
under
separate
cover



330 Campus Drive • Hanford • CA • 93230 • (559) 585-0814

Date of Meeting: April 28, 2023

2023-04-128

FY 2021/2022 Annual Report

AGENDA ITEM: 2021-2022 First 5 Kings County Annual Report

A. Background/History:

The California Children and Families First Act of 1998 requires that, “On or before October 15 of each year, each county commission shall conduct an audit of, and issue a written report on the implementation and performance of their respective functions during the preceding fiscal year, including at a minimum, the manner in which funds were expended, the progress toward, and the achievement of program goals and objectives, and the measurement of specific outcomes through appropriate reliable indicators”. Statute requires that the audit and report be transmitted to First 5 California and the State Controller’s Office by November 1st of each year, and that the reports be made available to the general public on request at no cost.

Due to the anticipated delay in receipt of the Final Audit Report, which is needed to complete the Annual Report, staff sought an extension from First 5 California and the State Controller’s Office. The extension request was granted on November 14, 2022, January 10, and April 3, 2023. The Annual Report will be transmitted to First 5 California and the State Controller shortly following adoption and approval by the Commission.

To that end, Commission Staff have prepared an annual report. This report is presented to the Commission today for discussion, review and approval of the annual report and adoption of the audit report.

B. Summary of Request, Description of Project and/or Primary Goals of Agenda Item:

Commission staff is requesting the Commission review, discuss, and adopt the Annual Report for the period July 1, 2021 through June 30, 2022.

C. Timeframe:

The Annual Report for Fiscal Year 2021-2022 is before the Commission for final approval and adoption, and will be submitted to First 5 California and the State Controller’s Office, shortly after approval and adoption.

D. Costs:

There are no costs associated with this agenda item.

E. Staff Recommendation:

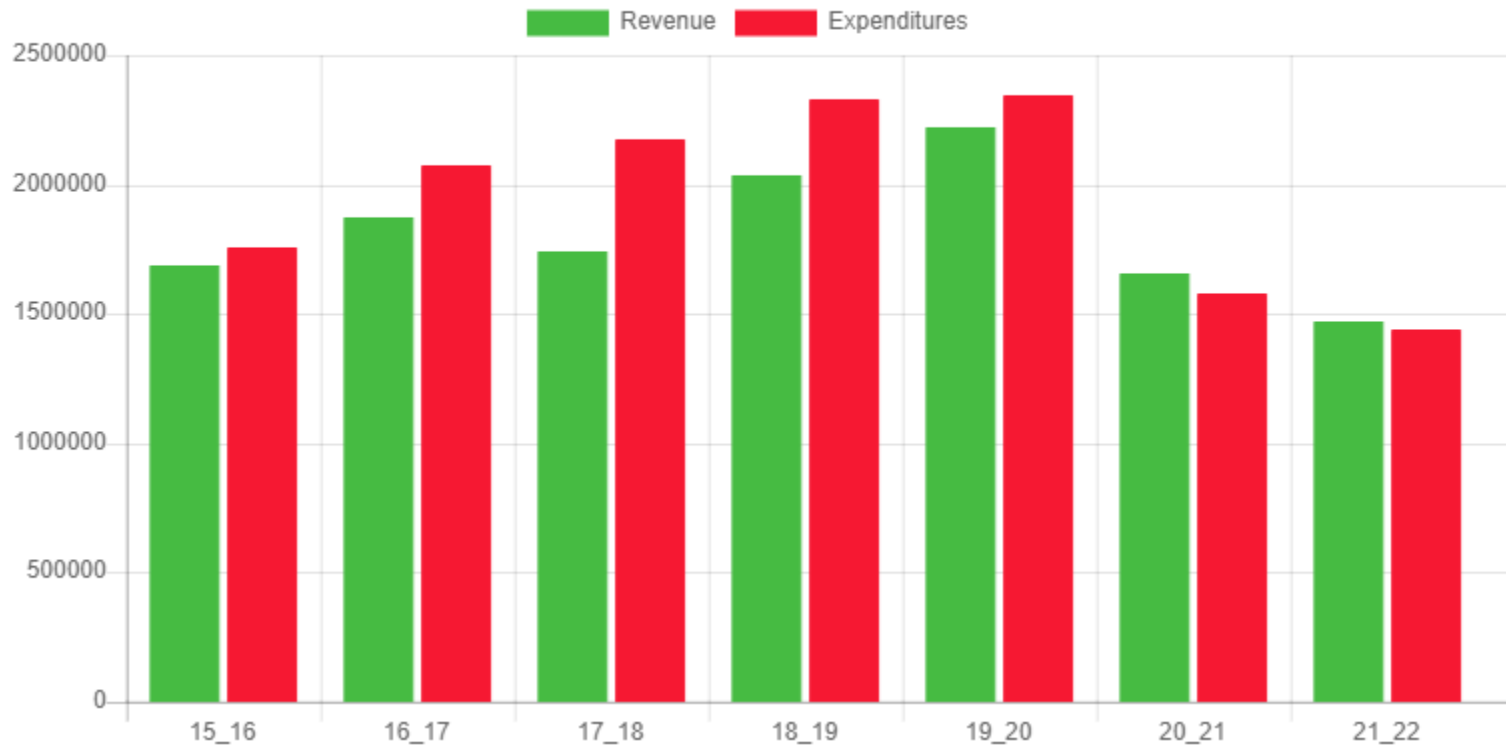
Commission staff is requesting the Commission review, discuss, and adopt the Annual Report for the period July 1, 2021 through June 30, 2022.

F. Attachments:

- First 5 Kings Dashboard
- DRAFT FY 2021-2022 Annual Report (AR1 – Revenue & Expenditure, AR2 – Demographic Worksheets, and AR3 – Evaluation Summary)

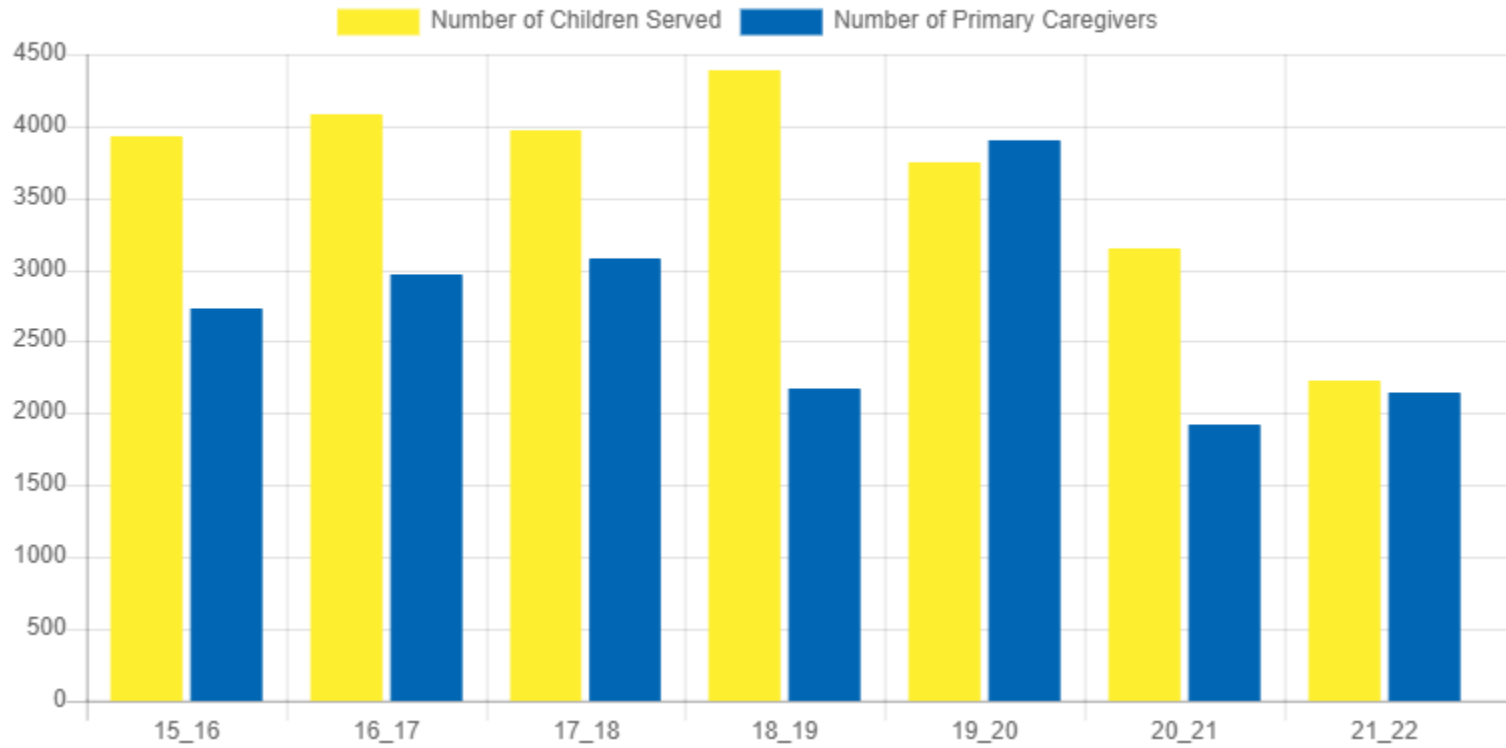
First 5 Kings County Annual Performance Report Dashboard

Expenditures & Revenue Over Time ▾



First 5 Kings County Annual Performance Report Dashboard

Population Served ▼





Annual Report AR-1
Kings Revenue and Expenditure Summary
July 1, 2021 - June 30, 2022

Revenue Detail

Category	Amount
Tobacco Tax Funds	\$1,449,280
First 5 IMPACT 2020 Funds	\$0
Small Population County Augmentation Funds	\$0
DLL Pilot Funds	\$0
Other First 5 California Funds	\$6,834
Other First 5 California Funds Description HV Coordination	
Other Public Funds	\$0
Other Public Funds Description	
Donations	\$0
Revenue From Interest Earned	(\$41,052)
Grants	\$0
Grants Description	
Other Funds	\$54,539
Other Funds HV (CalWORKs & CAPCC - \$44,403), ACEs Aware (\$2692), Over-reporting of accruals (\$7,444)	
Total Revenue	\$1,469,601

Improved Family Functioning

Service	Grantee	Program(s)	Children	Caregivers	Providers	Amount
General Family Support	CBO/Non-Profit	<ul style="list-style-type: none"> Core Operating Support 	114	143	0	\$113,680
General Family Support	CBO/Non-Profit	<ul style="list-style-type: none"> Core Operating Support 	70	56	0	\$88,200
General Family Support	County Office of Education/School District	<ul style="list-style-type: none"> Core Operating Support 	338	272	0	\$416,512
					Total	\$618,392

Improved Child Development

Service	Grantee	Program(s)	Children	Caregivers	Providers	Amount
Quality Early Learning Supports	County Office of Education/School District	<ul style="list-style-type: none"> Quality Counts California 	0	0	185	\$88,545
Early Learning Program Direct Costs	CBO/Non-Profit	<ul style="list-style-type: none"> Facility Grants 	209	161	0	\$342,804
Early Learning Program Direct Costs	CBO/Non-Profit	<ul style="list-style-type: none"> Facility Grants 	118	59	0	\$88,200
Early Learning Program Direct Costs	First 5 County Commission	<ul style="list-style-type: none"> Preschool/Childcare 	1379	0	0	\$51,732
					Total	\$571,281

Improved Child Health

No data entered for this section as of 4/26/2023 8:07:52 AM.

Improved Systems Of Care

Service	Grantee	Program(s)	Amount
Systems Building	CBO/Non-Profit	<ul style="list-style-type: none">• Not Applicable (United Way Referral Exchange System (Unite Us))	\$36,307
Total			\$36,307

Expenditure Details

Category	Amount
Program Expenditures	\$1,225,980
Administrative Expenditures	\$186,583
Evaluation Expenditures	\$25,000
Total Expenditures	\$1,437,563
Excess (Deficiency) Of Revenues Over (Under) Expenses	\$32,038

Other Financing Details

Category	Amount
Sale(s) of Capital Assets	\$0
Other	\$0
Total Other Financing Sources	\$0

Net Change in Fund Balance

Category	Amount
Fund Balance - Beginning	\$1,268,142
Fund Balance - Ending	\$1,300,180
Net Change In Fund Balance	\$32,038

Fiscal Year Fund Balance

Category	Amount
Nonspendable	\$0
Restricted	\$0
Committed	\$3,378,201
Assigned	(\$2,078,021)
Unassigned	\$0
Total Fund Balance	\$1,300,180

Expenditure Note

FY 2021-2022 represents the first year of a multi-year contract wherein a 2% decrease to supported programs occurred. The local Commission made this decision to gradually reduce funding to its grantees, in order to build up the Fund Balance, in anticipation of continued decline of Proposition 10 revenues, and upholding of the Flavored Tobacco Tax Ban.

Annual Report AR-2
Kings Demographic Worksheet
July 1, 2021 - June 30, 2022

Population Served

Category	Number
Children Less than 3 Years Old	464
Children from 3rd to 6th Birthday	1,764
Primary Caregivers	1,898
Providers	244
Total Population Served	4,370

Primary Languages Spoken in the Home

Category	Number of Children	Number of Primary Caregivers
English	456	1,327
Spanish	386	557
Other - Specify with text box	3	12
Unknown	1,383	2
Totals	2,228	1,898

Race/Ethnicity of Population Served

Category	Number of Children	Number of Primary Caregivers
Native Hawaiian or Other Pacific Islander	6	7
Other – Specify with text box Not specified	9	1
Unknown	1,404	972
Alaska Native/American Indian	3	3
Asian	17	30
Black/African-American	25	27
Hispanic/Latino	599	708
White	90	132
Two or more races	75	18
Totals	2,228	1,898

Duplication Assessment

Category	Data
Degree of Duplication	30%
Confidence in Data	Somewhat confident
Additional Details (Optional)	



Annual Report AR-3

Kings County Evaluation Summary and Highlights

July 1, 2021 - June 30, 2022

County Evaluation Summary

Evaluation Activities Completed, Findings, and Policy Impact

First 5 Kings County partners with an evaluation firm, Evaluation, Management, and Training Associates, Inc. (EMT, Inc.), to evaluate its program investments and to support data system enhancements. The evaluation ensures compliance with state requirements, informs future planning and decision-making, and supports quality improvement efforts. The First 5 Kings County evaluation approach is guided by the 2021-2025 Strategic Plan, which allocates public resources to fund community-based early childhood programs and services. The strategic plan contains a results matrix that identifies performance indicators for each initiative to measure the achievement of strategic results. Performance indicators are framed as targeted increases in service outputs from year to year as the basis for determining program success. The strategic plan acknowledges the declining trend in revenue and Commission funding that has occurred over time. This is due both to a newly enacted federal tobacco tax and to reductions in tobacco use statewide that affect the revenue base. The decline in funding, combined with escalating program costs, may require funded partners to reduce scale, limiting their capacity to achieve targeted increases. The 2021-22 program year marked a return to in-person services following the COVID-19 pandemic. Although COVID had temporarily disrupted service delivery and impacted staffing and service demand, it also enabled programs to introduce new virtual options for reaching children and families. Funded partners continued to offer virtual programming in response to community needs and preferences, although most parents, when surveyed, indicated a preference for in-person services (80%). As the Commission continues to move forward in a climate of declining revenues, First 5 Kings County and its funded partners, it is recommended that they concentrate on (1) Building partner capacity to pursue new funding opportunities to supplement declining revenues, (2) Adopt and implement evidence-based programs (EBPs) and practices with fidelity for parents and caregivers and young children, (3) Increase visibility and coordination of First 5 and other early childhood and family services, and (4) Strengthen data collection and reporting systems to demonstrate programmatic outcomes more effectively.

County Highlights

County Highlight

The Kings County Children and Families Commission continued to support local initiatives related to quality early childcare and education, parent education and support, children's health and systems integration and alignment. The local Family Resource Centers collectively served 522 children and 471 primary caregivers, ensuring that these families and children had access to a variety of services. Our local C.A.R.E.S. program provided professional development and training/technical assistance to the early care and education field through coaching and training to enhance the skills and knowledge of 185 providers. School readiness skills and training for professionals who work with children with special needs was the focus of another locally supported program, catering to 161 primary caregivers, 59 providers and 327 children. The Referral Exchange System took on the daunting challenge to create a county-wide referral system utilizing a new technology platform, onboarding providers from a variety of services including but not limited to health, social services and early care and education. First 5 Kings staff also engaged the funded programs with other community partnerships/initiatives, including Home Visiting Coordination, ACEs Aware, a regional collaboration for the Refugee Family Support RFA, Managed Care Plans, Court Appointed Special Advocates, Child Support Services, City Recreation Department and local activities related to formulation of our County's Comprehensive Prevention Plan in accordance with the Families First Prevention Services Act. Last but not least, one of our funded partners, Kings County Office of Education was recognized as the organization that had the Greatest Contribution to Parent Support, at an annual county-wide Prevention Awards.



330 Campus Drive • Hanford • CA • 93230 • (559) 585-0814

Date of Meeting: April 28, 2022

2023-04-129

**First 5 California
Annual Report**

AGENDA ITEM: First 5 CA Children & Families Commission 2021-2021 Annual Report

A. Background/History:

The California Children and Families First Act of 1998 require that the each county commission make available to the general public upon request the First 5 California Annual Report. Additionally, First 5 California expects that each county commission will review at a public meeting each annual report as issued by First 5 California. It is an annual requirement that this public review be conducted prior to release of funds for the fiscal term 1 year advanced from the term of audit.

B. Summary of Request, Description of Project and/or Primary Goals of Agenda Item:

Commission staff is requesting the Commission review and discuss the First 5 CA Annual Report for the period July 1, 2021 through June 30, 2022.

C. Timeframe:

The First 5 CA Annual Report being presented represents Fiscal Year 2021-2022.

D. Costs:

N/A

E. Staff Recommendation:

Commission staff is recommending the Commission review and discuss the First 5 CA Annual Report for the period July 1, 2021 through June 30, 2022.

F. Attachments:

First 5 CA 2021-2022 Annual Report

FIRST 5 CALIFORNIA

2021-22 Annual Report





Our Mission

Convene, partner in, support, and help lead the movement to create and implement a comprehensive, integrated, and coordinated system for California's children prenatal through 5 and their families. Promote, support, and optimize early childhood development.

TABLE OF CONTENTS

First 5 California Commission Members	2
Message from First 5 California	3
Ensuring California's Children Receive the Best Start in Life and Thrive	4
Proposition 10 and the Legacy of First 5 California	4
Building Public Will and Investment	4
Accountability: Funding and Audit Results	5
Legislative and Budget Engagement	6
COVID-19 Emergency Supplies Program	9
First 5 County Commission Result Areas	10
Four Result Areas	10
Improved Family Functioning	11
Improved Child Development	11
Improved Child Health	12
Improved Systems of Care	13
Populations Served	14
Priority Area: Child Health	14
<i>Kit for New Parents</i>	14
Smoking and Vaping Cessation	14
Home Visiting	16
Priority Area: Child Development	18
IMPACT 2020	18
Quality Counts California	20
Small Population County Funding Augmentation	21
Dual Language Learner Pilot	21
Funded Research: California Emergency Child Care Bridge Program	23
Priority Area: Family Functioning	24
Parent Website	24
Social Media	24
Media Campaign	24
First 5 County Commission Highlights	25
Appendix A: County Commission Revenues and Expenditures	40
A1: Revenues by Source, FY 2020–21	41
A2: Number of Services and Expenditures by Result Area and Service Type, FY 2020–21	42
Appendix B: Result Area and Service Type Definitions	43
Appendix C: Demographics of Populations Served, FY 2020–21	45
References	44

FIRST 5 CALIFORNIA COMMISSION MEMBERS

Giannina Perez, Chair

Appointed by the Governor

Shana Hazan, Vice Chair

Appointed by the Senate Rules Committee

Mayra Alvarez

Appointed by the Governor

Elsa Mendoza Jimenez

Appointed by the Governor

Jackie Majors

Appointed by the Speaker of the Assembly

Lori Risso

Appointed by the Senate Rules committee

EX-OFFICIO MEMBER:

Mark Ghaly

Secretary of the California Health and Human Services Agency

Marko Mijic, Designee

Undersecretary of the California Health and Human Services Agency

MEMBERS WHOSE TERMS ENDED IN FISCAL YEAR 2021-22:

Dr. Nadine Burke Harris, Chair (Member until May 2022)

Appointed by the Governor

Monica Fitzgerald (Member until December 2021)

Appointed by the Senate Rules Committee

Kris Perry (Member until May 2022)

MEMBER WHOSE TERM ENDED IN FISCAL YEAR 2022-23:

Molly Munger (Member until October 2022)

Appointed by the Speaker of the Assembly



Message from First 5 California

As we continue to move through the challenges of the past few years, we're deeply inspired by the progress made to create meaningful impact in the lives of our state's youngest children and their families. This progress came to fruition through the hard work of California's communities, children and their families, as well as the unwavering commitment and support of the Governor, the Legislature, local First 5 county commissions, and partners.

In addition to support from key stakeholders, strong collaboration, especially between state agencies is an essential aspect of our work. Working with agency partners we have deepened our resolve and commitment to implementing our 2019-24 Strategic Plan and are reinvigorated by the clarity of the newly adopted North Star Statement and Audacious Goal. This clarity and cross agency collaborations will help us create the conditions for more trauma-informed, healing-centered, and culturally responsive systems to support the needs of our diverse children, families, and communities.

First 5 California's 2021-22 Annual Report highlights some of these collaborations and our accomplishments at both the state and local levels to help us continue to lay foundational investments that help children thrive.


New investments include:

- \$3 million to support refugee families with young children ages 0 to 5 resettling in counties across the state
- \$4.5 million to support the F5CA's Strategic Plan, North Star, and Children's Policy Agenda in the areas of advocacy and policymaker education capacity, strategic partnerships and coalitions, policy development, and public policy research and education
- \$18 million to launch an early literacy program to provide ongoing support for book distribution and literacy programs for California's youngest children, their families and communities

In addition to new investments approved in FY 2021-22, several investments approved in FY 2020-21 continued to be implemented this year:

- IMPACT 2020 continued expanding innovative approaches to quality improvement and professional development systems for early learning and care providers. Funding supported access to Quality Counts California services and supports for a record 9,139 sites across the state
- F5CA's Dual Language Learner Pilot (DLL), a historic \$20 million investment to identify effective, scalable, and sustainable DLL practices in diverse early learning and care settings, sunset at the end of this fiscal year. The pilot uplifted bright spots and exemplary strategies to support DLLs and their families
- Two efforts to promote effective home visiting expansion and coordination continued with the conclusion of the Home Visiting Workforce Study and subsequent findings and policy recommendations, as well as continued county coordination and technical assistance to 50 counties to achieve coordination goals
- Two additional rounds of emergency supplies distribution across the state to children and families who have been negatively and financially impacted by COVID-19, including adult face masks, disposable gloves, disinfectant cleaner, diapers, and baby wipes
- F5CA kicked off its new media campaign. Building on the success of *Talk. Read. Sing.*[®], our public education campaign will be focused on Adverse Childhood Experiences and ways to mitigate its impact on early childhood development

Finally, it is with deep pride and appreciation that we honor the work of former Chair Nadine Burke Harris M.D., outgoing First 5 California Executive Director Camille Maben, and long-time Commissioner Molly Munger, all phenomenal leaders who dedicated their entire careers to improving the lives of others. Their unrelenting fight for children over the last several decades continues to lay the foundation for our future. It is in this spirit that First 5 California will continue to ensure that the voices of our youngest children are top of mind and that we hold space to address systemic inequity with a deepened commitment to Race, Equity, Diversity and Inclusion in all that we do.



JACKIE THU-HUONG WONG
EXECUTIVE DIRECTOR, FIRST 5 CALIFORNIA



GIANNINA PEREZ
CHAIR, CALIFORNIA CHILDREN AND FAMILIES COMMISSION



Ensuring California Children Receive the Best Start in Life

PROPOSITION 10 AND THE LEGACY OF FIRST 5 CALIFORNIA

In 1998, California voters passed Proposition 10—the California Children and Families Act (the Act)—and declared the importance of investing in a better future for California’s youngest children. For over two decades, the California Children and Families Commission (First 5 California) has invested in the development of programs, services, and systems emphasizing improvement in early care and education, child health and development, family resiliency, research, and community awareness.

BUILDING PUBLIC WILL AND INVESTMENT

First 5 California’s Children’s State Policy Agenda guides the agency’s efforts to advocate for the strong start all children deserve, with an emphasis on optimizing early childhood development and reducing childhood poverty for children prenatal through age 5 and their families. The Policy Agenda reflects First 5 California’s commitment in its Strategic Plan to participate and lead in the area of civic engagement, and the recognition of the Commission’s responsibility to the people of California to ensure the wise and effective use of public funds.

In its 2019–2024 Strategic Plan, First 5 California continues its commitment to engage and lead in building public will and investment to support the optimal wellbeing and development of children prenatal through age 5, and their families and communities. The Strategic Plan also recognizes First 5 California must engage in partnerships with First 5 county commissions, stakeholders, and other allies from local to federal levels in order to be successful in institutionalizing efforts that

advance child-centered policies and increase these crucial investments.

First 5 California serves as a leader and partner in state policy conversations, collaborating with First 5 county commissions, state agencies, stakeholders, and other advocates to convene, align, support, and strengthen statewide advocacy efforts to realize shared goals. First 5 California continued to expand its policy and advocacy engagement in fiscal year 2021–22, guided by its Policy Agenda. The Policy Agenda is focused on the following four areas the Commission identified as its top state policy priorities, including targeted goals within each priority area to achieve a seamless statewide system of integrated and comprehensive programs for children and families:

Resilient Families and Communities

- Support multi-generational economic security and inter-generational wealth building policies including paid family leave, tax credits and incentives, fee and fine elimination, universal basic income, children’s savings accounts, banking and lending access, and home ownership pathways
- Support effective parent education and engagement, including parent engagement on child brain development, early literacy, and safe, stable, nurturing relationships and environments
- Expand access to family strengthening supports including voluntary home visiting programs, doula services, breastfeeding resources, and a fair work week
- Support sustainability of Family Resource Centers and other comprehensive community hubs for integrated services for children and families

- Ensure digital equity for all families across family serving systems

Child Health

- Expand children and families' access to health care, including mental and behavioral health, and support coordination across health systems to ensure affordable and comprehensive health insurance coverage and services for every child and mother, prenatal through age 5
- Support and promote universal health, developmental, behavioral, and adverse childhood experiences (ACEs) screenings, linkages to appropriate, evidence-based interventions and services, and seamless coordination across systems to improve outcomes for children and families

Early Learning

- Expand access to safe, quality early care and education programs for children ages 0 to 3
- Support implementation of safe, high-quality mixed-delivery preschool and care for all low-income three- and four-year-old children that meets families' diverse needs, and a safe, high-quality transition to kindergarten statewide
- Support a healthy, safe, and high-quality early learning workforce through professional compensation, stability, diversity, health and safety policies and supports, and robust professional development systems
- Promote statewide access to and participation in quality improvement systems that serve provider and parent needs
- Define, measure, and achieve school readiness for all California children



Revenue

- Promote inclusion of funding that provides targeted universal access to key child- and family-serving programs
- Promote inclusion of funding for children prenatal to age 5 and their families in existing and new revenue policy proposals and new tax funding structures
- Promote regulation of tobacco-related products, including electronic cigarettes, and sustainability of licensing and enforcement programs

ACCOUNTABILITY: FUNDING AND AUDIT RESULTS

Under the California Children and Families Act, the California Department of Tax and Fee Administration collects an excise tax levied on all tobacco products and deposits the revenue into the California Children and Families Trust Fund, allocating 20 percent to First 5 California and 80 percent to county commissions. In FY 2021–22, First 5 California received \$77.3 million, and county commissions received \$306.2 million. This amount includes Proposition 10, Proposition 56 Backfill, and interest earned on the California Children and Families Trust Fund. The amount of funding allocated annually to each county commission is based on the annual number of births in the county relative to the total number of births in the state. Each county must prepare an independent annual audit subject to guidelines prepared by the State Controller's Office. The counties invest their dollars in locally designed programs, as well as in First 5 California's statewide programs as match funding. First 5 county commissions use their funds to support local programs in four result areas:

- Improved Family Functioning
- Improved Child Development
- Improved Child Health
- Improved Systems of Care

First 5 California's Program Management Division and Administrative Services, Evaluation, Executive Communications, External and Governmental Affairs, Fiscal Services, Contracts and Procurement, and Information Technology offices provide staff support for the following functions, operations, and systems:

- Fiscal management of the California Children and Families Trust Fund
- Tax revenue disbursements to county commissions
- Audits and annual fiscal reports
- Local agreement and program disbursement management

- Public education and outreach
- Evaluation of First 5 California programs
- Procurement and contract management
- Workforce recruitment and development
- Information technology
- Business services
- Legislative advocacy efforts

The administration of these and other programs is consistent with all applicable State and Federal laws, rules, and regulations. The State Controller's Office conducts an annual review of the 58 county commissions' independent audits. In November 2022, the Controller published its review of the counties' audits for FY 2020–21, summarizing several findings contained in the local audits, but did not deem any of them significant enough to withhold funding. Audits can be viewed on First 5 California's website at <https://www.cfcf.ca.gov/about/budget.html>.

LEGISLATIVE AND BUDGET ENGAGEMENT

As First 5 California embarked in advocating for trauma-informed, healing-centered, and culturally responsive systems that promote the safe, stable, nurturing relationships and environments necessary to eliminate inequities and ensure health development for all children, it provided an opportunity to solidify and establish new partnerships in First 5 California's public policy engagement around the following four policy categories:

- Resilient families and communities
- Child health
- Early learning
- Revenues

The 2022 administrative, budget, and legislative season provided historic investments to support the needs of children and families centered on economic stability and health access necessary to combat the continued effects of the COVID-19 pandemic. Through a robust advocacy campaign and strong partnerships, significant state funding support was included in the 2022 State Budget Act focused on whole child, whole family initiatives aimed at addressing rising inflation costs impacting disadvantaged communities. Successes included the expansion of the Young Child Tax Credit and the extension

of both the Foster Youth Tax Credit and California Earned Income Tax Credit. Additionally, there were investments to child and youth behavioral health support and prenatal/postpartum programs supporting the use of doulas and community health workers. Other investments impacted the early learning mixed-delivery system and included:

- Phased-in implementation of new preschool and transitional kindergarten classes
- One-year waiver of family fees for child care and state preschool programs
- Establishment of Baby Bonds through the Hope for Children Act

On the legislative front, First 5 California co-sponsored and partnered with over 450 organizations on SB 951 authored by California State Senator Durazo, to increase wage replacement rates for paid family leave (PFL) and state disability program (SDI) to 90% for lower wage earners by January 1, 2025. On September 30, 2022, Governor Gavin Newsom signed SB 951 into law, a significant achievement that will resonate throughout California's lower-income families.

First 5 California was active in federal advocacy efforts in addition to State advocacy efforts by supporting the authorization of extending the Maternal, Infant, and Early Childhood Home Visiting (MIECHV) via the Continuing Resolution, and avoiding a funding lapse.

Lastly, First 5 California engaged with California's Congressional leaders to educate them on the State's pressing need to stabilize funding supports for whole child, whole family, whole community efforts in child care; early learning workforce and infrastructure; behavioral health funding; and maternal and child health.





Vision: California's children receive the best possible start in life and thrive.

2022 CHILDREN'S POLICY AGENDA

First 5 California will advocate for the trauma-informed, healing-centered, and culturally responsive systems that promote the safe, stable, nurturing relationships and environments necessary to eliminate inequities and ensure healthy development for all children.

RESILIENT FAMILIES AND COMMUNITIES

<p>Support multi-generational economic security and inter-generational wealth building policies including paid family leave, tax credits and incentives, fee and fine elimination, universal basic income, children's savings accounts, banking and lending access, and home ownership pathways.</p>	<p>Progress made:</p> <ul style="list-style-type: none"> Expand the existing Young Child Tax Credit and Foster Youth Tax Credit (2022–23 Budget). Support establishment of CalKIDS Program to open college savings accounts for all California newborns and provides extra funding for low-income first graders and provide information through F5CA communication systems (2022–23 Budget). Enactment of SB 951 by Senator Durazo to support increase wage replacement rates for PFL and SDI to 90% of lower wage workers by January 1, 2025. Enactment of AB 2300 by Assemblymember Kalra to add PFL benefits to those benefits included as disability-based unearned income for the California Work Opportunity and Responsibility to Kids (CalWORKs) program and exempts a recipient receiving PFL from CalWORKs aid time limits.
<p>Support effective parent education and engagement, including parent engagement on child brain development, early literacy, and safe, stable, nurturing relationships and environments.</p>	<p>Progress made:</p> <ul style="list-style-type: none"> Provide \$10 million to the Department of Public Health and First 5 California to provide books for low-income children, to be encumbered or expended until June 30, 2025 (2022–23 Budget).
<p>Expand access to family strengthening supports including voluntary home visiting programs, doula services, breastfeeding resources, and a fair work week.</p>	<p>Progress made:</p> <ul style="list-style-type: none"> Provide funding support for doula services in Medi-Cal, \$25 million annually to expand the California's Home Visiting Program, and \$960.6 million in Women, Infants, and Children (WIC) Program support nutrition services and food assistance for pregnant women and mothers of young children up to their 5th birthday (2022–23 Budget). Coordinate with Department of Public Health and U.S. Department of Agriculture on strategies to lift and cross-promote F5CA parent resources and WIC resources/services.
<p>Support sustainability of Family Resource Centers and other comprehensive community hubs for integrated services for children and families.</p>	<p>Progress made:</p> <ul style="list-style-type: none"> Reappropriate funds for Family Resource Centers (2022–23 Budget).
<p>Ensure digital equity for all families across family serving systems.</p>	<p>Progress made:</p> <ul style="list-style-type: none"> Provide \$550 million to support the middle mile broadband network (2022–23 Budget).

CHILD HEALTH

<p>Expand children and families' access to health care, including mental and behavioral health, and support coordination across health systems to ensure affordable and comprehensive health insurance coverage and services for every child and mother, prenatal through age 5.</p>	<p>Progress made:</p> <ul style="list-style-type: none"> Provide authority for continuous Medi-Cal coverage for children up to age 5 (2022–23 Budget). Participate as a key stakeholder of the Child Youth Behavioral Health Initiative Advisory Council and facilitator of the Equity Framework Committee as part of the Child Youth Behavioral Health Initiative.
<p>Support and promote universal health, developmental, behavioral, and ACEs screenings, linkages to appropriate, evidence-based interventions and services, and seamless coordination across systems to improve outcomes for children and families.</p>	<p>Progress made:</p> <ul style="list-style-type: none"> Reappropriate \$25 million to support an ACEs and Trauma-Informed Training for Educators. Also included was \$35 million to expand the Emergency Child Care Bridge (2022–23 Budget). Collaborate with California Vaccine All 58 Campaign to promote awareness and credible information to parents and caregivers of young children.

EARLY LEARNING

<p>Expand access to safe, quality early care and education programs for children ages 0 to 3.</p>	<p>Progress made:</p> <ul style="list-style-type: none"> • Provide funding for new child care slots and facility renovation and repair funding (2022–23 Budget). • Provide one-year waiver for family fees for childcare and state preschool, and hold harmless policies (2022–23 Budget). • Provide federal funds to implement child care stipends (2022–23 Budget).
<p>Support implementation of safe, high-quality mixed-delivery preschool and care for all low-income three- and four-year old children that meets families' diverse needs, and provides a safe, high-quality transitional kindergarten statewide.</p>	<p>Progress made:</p> <ul style="list-style-type: none"> • Provide first year of a 3-year process for Universal Preschool Planning Grants (2022–23 Budget). • Expand eligibility for transitional kindergarten and reduce student-to-adult ratios; and funding for Pre-Kindergarten Planning and Implementation Grants and programs (2022–23 Budget). • Require California Department of Education to convene statewide interest holder workgroup to provide recommendation on best practices for increasing access to high-quality universal preschool programs for 3- and 4-year-old children offered through a mixed delivery model. The workgroup, which includes First 5 California, is to be convened in consultation with Director of the Department of Social Services (DSS) and Executive Director of State Board of Education (2022-23 Budget).
<p>Support a healthy, safe, and high-quality early learning workforce through professional compensation, stability, diversity, health and safety policies and supports, and robust professional development systems.</p>	<p>Progress made:</p> <ul style="list-style-type: none"> • Provide child care workforce health and retirement benefits (2022–23 Budget). • Provide professional development as part of the Pre-Kindergarten Planning and Implementation Grant Program (2022–23 Budget).
<p>Promote statewide access to and participation in quality improvement systems that serve provider and parent needs.</p>	<p>Progress made:</p> <ul style="list-style-type: none"> • Require the California Department of Education (CDE) to convene and recommend preschool standards (2022–23 Budget).
<p>Define, measure, and achieve school readiness for all California children.</p>	<p>Progress made:</p> <ul style="list-style-type: none"> • Provide early literacy funding under the Dolly Parton Imagination Library, the Special Supplemental Nutrition Program for Women, Infants and Children (WIC), and additional funding to assist educators in reading supports and literacy instruction (2022–23 Budget).

REVENUE

<p>Promote inclusion of funding that provides targeted universal access to key child- and family-serving programs.</p>	<p>Progress made:</p> <ul style="list-style-type: none"> • Enactment of AB 2832 by Assemblymember R. Rivas will establish the End Racial and Economic Inequities in Childcare in California Initiative, which requires the Department of Social Services (DSS) and Department of Education (CDE) to develop the Whole Child Equity Framework and Whole Child Community Equity Screening Tool.
<p>Promote inclusion of funding for children prenatal to age 5 and their families in existing and new revenue policy proposals and new tax funding structures.</p>	<p>Progress made:</p> <ul style="list-style-type: none"> • Provide tax refunds based on an income threshold sliding scale to support families experiencing effects on rising inflation (2022–23 Budget).
<p>Promote regulation of tobacco-related products, including electronic cigarettes, and sustainability of licensing and enforcement programs.</p>	<p>Progress made:</p> <ul style="list-style-type: none"> • Support policies that educate families, educators, and providers of the impacts of tobacco products and drug substances.

COVID-19 EMERGENCY SUPPLIES PROGRAM

In April 2020, the First 5 California Commission took action to address the pandemic and approved \$4 million to provide emergency support to local communities around the state grappling with COVID-19. The Commission subsequently approved an additional \$1 million during May 2020. This effort supplemented other supply acquisition efforts around the state and was coordinated to maximize the various funding sources to support the purchase of emergency supplies and not duplicate efforts. The goal was to identify and support priority populations, including child care providers serving children of essential workers and identified high needs families in local First 5 communities.

To that end, First 5 California began the development of a contract with SupplyBank.org, a 501(c)(3) non-profit organization and systems change agency operating similar to a food bank, but for basic needs. In partnership with SupplyBank.org and the First 5 Association, First 5 California conducted several assessments to further quantify the needs of child care providers remaining open for the children of essential personnel and the broader community.

In February 2021, the Commission approved a new \$2 million investment in order to continue supporting the local mitigation efforts to address COVID-19. The Commission asked local First 5 county commissions to prioritize the distribution of resources to the most vulnerable communities based on data from the Healthy Places Index (HPI).

Through December 2021, SupplyBank.org worked directly with each First 5 county commission to execute county-specific distribution, storage, and delivery plans that included distribution to several local partner agencies.

Local partner types included:

- Family Resource Centers
- Women, Infants, and Children Program
- Homeless and domestic violence shelters
- Local First 5-run centers
- Child care providers
- Other nonprofit and agency partners

Through the efforts of this program, SupplyBank.org and local partners were able to leverage additional emergency supplies through donations and other support to maximize on the original investment from First 5 California. SupplyBank.org and the First 5 Association gathered statewide data to illustrate the full scope of this distribution network. Through fiscal year 2021–22, First 5

California, via SupplyBank.org, distributed the following emergency supplies to every county throughout the state:

- 64,896 Bottles of Hard Surface Disinfectant (32 oz.)
- 5,563,200 Children's 3-Ply Masks
- 15,671,200 Disinfectant Wipes
- 6,639,000 Hand Gloves
- 4,614,794 Diapers
- 11,526,200 Baby Wipes
- 65,496 Bottles of Hand Sanitizer (32 oz.)
- 500,160 Adult 3-ply masks
- 395,640 N95 Masks
- 61,680 Isolation Gowns
- 21,00 Cloth Masks (FEMA)
- 1,000 KN95 Masks

Following the final distribution of resources, SupplyBank.org collected survey responses from 47 county commissions. Respondents categorized the distribution of resources by the number of families or childcare providers served in each zip code. To highlight the prioritization of communities living in zip codes with a lower HPI score, the data was broken into four quartiles based on their HPI score.

These survey results demonstrate the effort county commissions made to ensure that essential supplies were provided to the children, families, and childcare providers who needed them the most during the pandemic. The most disadvantaged families and childcare providers received the bulk of supplies: 65% of families and 69% of providers were in HPI quartiles 1 and 2.





First 5 County Commission Result Areas

FOUR RESULT AREAS

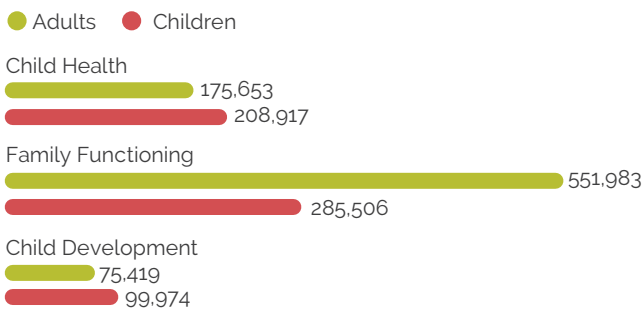
For annual reporting, First 5 California and First 5 county commissions track progress in four result areas to inform evidence-based funding decisions, program planning, and policies:

- Improved Family Functioning
- Improved Child Development
- Improved Child Health
- Improved Systems of Care

These result areas comprise a framework for reporting early childhood investments and provide an overview of the number, type, and cost of services to children and adults. Stakeholders can use this information to assess statewide resource allocation and impact of First 5 county commissions.

Exhibit 1 contains the total numbers of services provided to children ages birth to 5 and adults (including primary caregivers and providers) for Improved Family Functioning, Improved Child Development, and Improved Child Health. During FY 2021–22, First 5 county commissions provided a total of 594,397 child services and 803,055 adult services. The distribution of expenditures in these three result areas totals \$277 million.

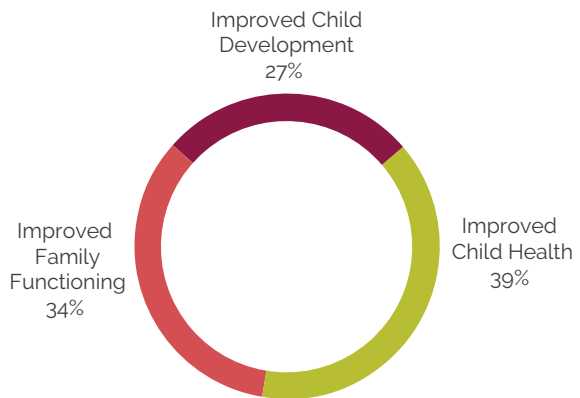
Exhibit 1: Total Number of Services Provided to Children Ages 0 to 5 and Adults* in FY 2021–22 Across Result Areas



*Totals for Adults include both Primary Caregiver and Provider counts

The result area, Improved Systems of Care, with expenditures of \$93 million, differs from the others. It consists of programs and initiatives for system-wide structural supports for efforts within the other three result areas. The four result areas combined show total expenditures of \$370 million.

Exhibit 2: Total Expenditures for Children Ages 0 to 5 and Adults* in FY 2021–22 by Result Area



*Adults include both Primary Caregivers and Providers
Source: County Revenue and Expenditure Summary, December 2022

First 5 county commissions are required to report to First 5 California revenues, expenditures, and fund balances. In collaboration with the First 5 Association, First 5 California annually develops and adopts annual reporting guidelines to standardize data collection. County commission revenues are reported in Appendix A1. For expenditures, county commission fiscal and service data are aggregated to the statewide level under four result areas (Appendix A2) using specific definitions for each result area with service category detail (Appendix B). The four result areas are listed below.

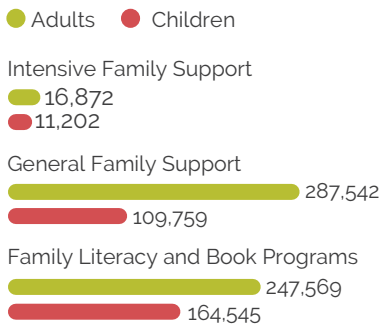
IMPROVED FAMILY FUNCTIONING

Family Functioning includes the categories Family Literacy and Book Programs, General Family Support, and Intensive Family Support. Services include instruction on general parenting topics, support for basic family needs and case management, parent education and literacy, referrals to community resources, assistance for parents and families, and support to schools and educational institutions, nonprofit community-based agencies, government agencies, and private institutions.

In FY 2021–22, First 5 county commissions provided a total of 285,506 services to improve family functioning for children ages birth to 5, with 164,545 child services in Family Literacy and Book Programs, 109,759 child services in General Family Support and 11,202 child services in Intensive Family Support.

First 5 county commissions provided a total of 551,983 services to adults (parents, guardians, primary caregivers, relatives, and providers), with 247,569 adult services in Family Literacy and Book Programs, 287,542 adult services in General Family Support and 16,872 adult services in Intensive Family Support. Exhibit 3 displays the numbers of services provided.

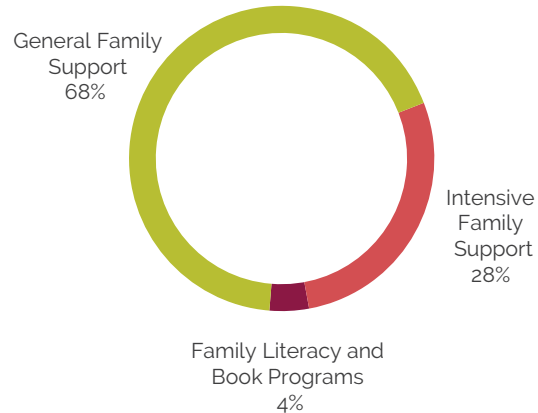
Exhibit 3: Family Functioning—Total Numbers of Services Provided to Children Ages 0 to 5 and Adults* in FY 2021–22 by Service



*Totals for Adults include both Primary Caregiver and Provider counts

First 5 county commissions expended \$95 million to improve Family Functioning, with 4 percent of expenditures in Family Literacy and Book Programs, 68 percent of expenditures in General Family Support, and 28 percent of expenditures in Intensive Family Support. Exhibit 4 shows the distribution of expenditures by service category.

Exhibit 4: Family Functioning—Distribution of Expenditures for Children Ages 0 to 5 and Adults* in FY 2021–22 by Service



*Adults include both Primary Caregivers and Providers
Source: County Revenue and Expenditure Summary, December 2022

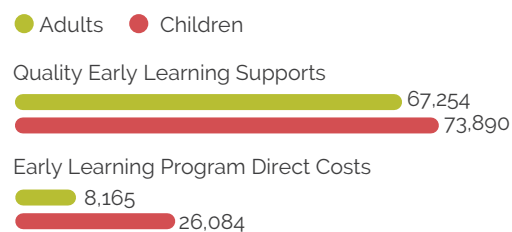
IMPROVED CHILD DEVELOPMENT

Child Development includes the categories Early Learning Program Direct Costs and Quality Early Learning Supports. Programs include professional development for educators, high-quality preschool, services for diverse populations, and school readiness.

In FY 2021–22, First 5 county commissions delivered 99,974 child development services to children ages birth to 5, with 26,084 child services in Early Learning Program Direct Costs and 73,890 child services in Quality Early Learning Supports.

First 5 county commissions provided 75,419 services to adults (parents, guardians, primary caregivers, relatives, and providers), with 8,165 adult services in Early Learning Program Direct Costs and 67,254 adult services in Quality Early Learning Supports. Exhibit 5 displays the numbers of services provided.

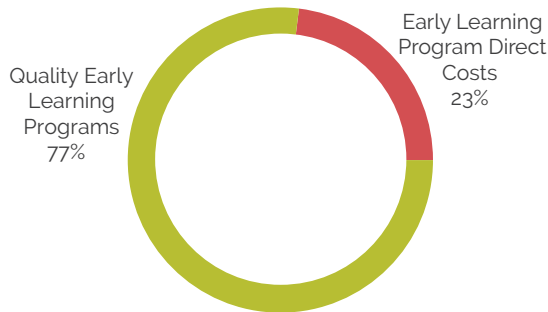
Exhibit 5: Child Development—Total Number of Services Provided to Children Ages 0 to 5 and Adults* in FY 2021–22 By Service



*Totals for Adults include both Primary Caregiver and Provider Counts

In FY 2021–22, county commissions expended \$74 million to improve Child Development, with 23 percent of expenditures in Early Learning Program Direct Costs and 77 percent of expenditures in Quality Early Learning Supports.

Exhibit 6: Child Development—Distribution of Expenditures for Children Ages 0 to 5 and Adults* in FY 2021–22 by Service

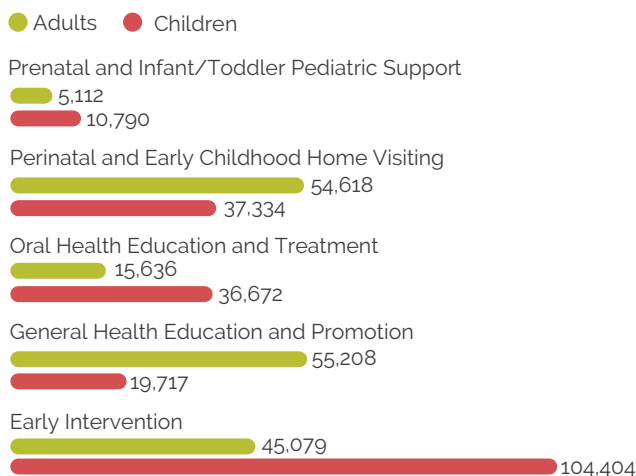


*Adults include both Primary Caregivers and Providers
Source: County Revenue and Expenditure Summary, December 2022

IMPROVED CHILD HEALTH

First 5 county commissions fund a variety of Child Health services promoting identification, treatment, and elimination of risks that threaten health and may cause developmental delays and disabilities. First 5 Child Health services are far-ranging and include the categories Early Intervention, General Health Education and Promotion, Oral Health Education and Treatment, Perinatal and Early Childhood Home Visiting, and Prenatal and Infant/Toddler Pediatric Support.

Exhibit 7: Child Health—Total Number of Services Provided to Children Ages 0 to 5 and Adults* in FY 2021–22 By Service

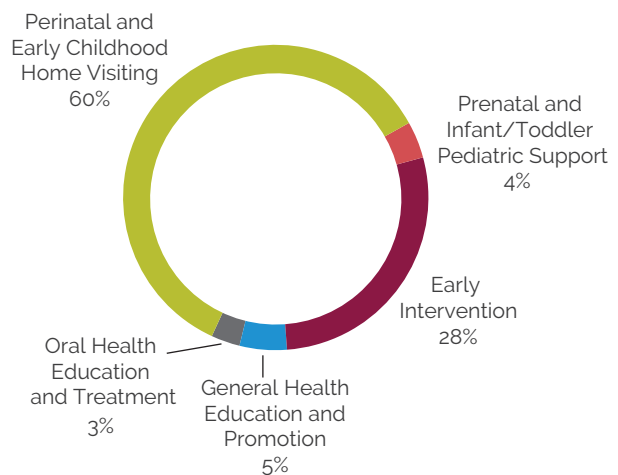


*Totals for Adults include both Primary Caregiver and Provider counts

In FY 2021–22, First 5 county commissions provided a total of 208,917 services to children ages birth to 5, with 104,404 child services in Early Intervention, 19,717 child services in General Health Education and Promotion, 36,672 child services in Oral Health Education and Treatment, 37,334 child services in Perinatal and Early Childhood Home Visiting, and 10,790 child services in Prenatal and Infant/Toddler Pediatric Support.

First 5 county commissions provided 175,653 services to adults (parents, guardians, primary caregivers, relatives, and providers), with 45,079 adult services in Early Intervention, 55,208 adult services in General Health Education and Promotion, 15,636 adult services in Oral Health Education and Treatment, 54,618 adult services in Perinatal and Early Childhood Home Visiting, and 5,112 adult services in Prenatal and Infant/Toddler Pediatric Support.

Exhibit 8: Child Health— Distribution of Expenditures for Children Ages 0 to 5 and Adults* in FY 2021–22 by Service



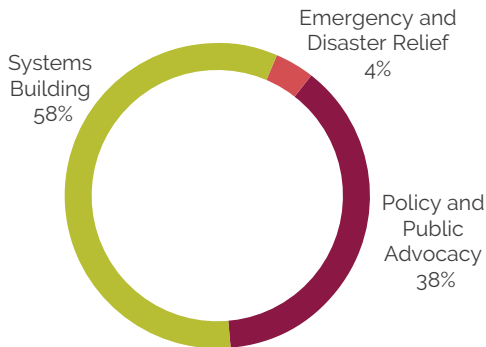
*Adults include both Primary Caregivers and Providers
Source: County Revenue and Expenditure Summary, December 2022

In FY 2021–22, county commissions expended \$108 million to improve Child Health, with 28 percent of expenditures in Early Intervention, 5 percent of expenditures in General Health Education and Promotion, 3 percent of expenditures in Oral Health Education and Treatment, 60 percent of expenditures in Perinatal and Early Childhood Home Visiting, and 4 percent of expenditures in Prenatal and Infant/Toddler Pediatric Support.

IMPROVED SYSTEMS OF CARE

Systems of Care addresses system-wide structural supports as county commissions focus efforts within the result areas of Family Functioning, Child Development, and Child Health. For example, interagency collaboration allows coordinated wrap-around efforts from multiple organizations providing focused client services. Since this result is at a systems level, counties do not report numbers of children and adults served. Expenditure data indicate that for FY 2021–22, county commissions expended \$93 million to improve Systems of Care, with 4 percent focused on Emergency and Disaster Relief, 37 percent on Policy and Public Advocacy, and 58 percent of expenditures toward Systems Building.

Exhibit 9: Systems of Care—Distribution of Expenditures in FY 2021–22 by Service



Source: County Revenue and Expenditure Summary, December 2022

POPULATIONS SERVED

County commissions served a diversity of populations by age, race/ethnicity, and language (Appendix C). Statewide, 575,816 children were served by county commission programs. The total of 783,186 adults served included primary caregivers such as parents and other family members (683,069) and service providers (100,117).

By age, 31 percent of children served were under 3 years old, 32 percent were ages 3 through 5 years old, and 37 percent were of unknown age.

By race/ethnicity, children served included Hispanic or Latino as the largest group (38 percent), followed by White (11 percent), Asian (6 percent), Black or African American (4 percent), Other (4 percent), Two or More Races (2 percent), Alaska Native or American Indian (less than 1 percent), Native Hawaiian or Pacific Islander (less than 1 percent) and unknown race/ethnicity (35 percent).

With respect to primary language of children served, the two largest groups served were speakers of English (40 percent) and Spanish (21 percent), followed by speakers of Asian languages (Vietnamese, Cantonese, Mandarin, Korean, 2 percent) and language unknown (35 percent).





Priority Area: Child Health

KIT FOR NEW PARENTS

The award-winning *Kit for New Parents* targets hard-to-reach and low-income families, providing key information and resources for first-time parents, grandparents, and caregivers. The *Kit* is a foundational resource to support parents with the most important job anyone can have: parenting.

Since 2001, over 5 million *Kits* have been distributed throughout California, with 83,000 distributed in Fiscal Year 2021–22 alone. First 5 California has distributed the *Kit* free-of-charge to local hospitals, physicians, and community groups to reach new parents. *Kits* are available in English, Spanish, Chinese, Korean, and Vietnamese.

The *Kit* includes a health handbook; a baby board book; a Women, Infants, and Parentage Opportunity Program flyer; a poison control brochure and magnet; and other important information on paid family leave, literacy, and early learning.

The *Kit* also features the *California Parent Guide*. Written in collaboration with UC Berkeley's Health Research for Action, the *Guide* contains tips for parents on:

- Keeping children healthy and safe (includes COVID-19 safety information)
- Tracking developmental milestones
- Handling emotional and behavioral challenges
- Finding quality child care

Parents can also access the *Guide* online at:

- <https://parentguide.first5california.com/en-US> (English)
- <https://parentguide.first5california.com/es-MX> (Spanish)

First 5 county commissions are encouraged to add local references and resources to the *Kit* to help inform parents about services in their own communities.

Parents can order the *Kit* directly by visiting First 5 California's ordering portal at <https://first5parentingkits.com>.

SMOKING AND VAPING CESSATION

A major health risk to young children is exposure to tobacco, which often comes in the form of cigarette smoke and vape aerosol.¹ Prenatal smoking dramatically increases the risk of preterm birth, low birth weight, birth defects, and damage to a developing baby's brain and lungs. Young children exposed to secondhand smoke are more likely to have ear infections, breathing problems, and learning disabilities. Use of e-cigarettes is problematic since vaping while pregnant and being around secondhand vape aerosol after birth can expose a developing child to nicotine and other toxins. Despite smoking prevalence going down in the state overall (from 16.5% in 2003 to 6.2% in 2021), smoking in California remains more than twice as high among low-income families, widening health disparities and posing risks to the most vulnerable children.² To approach health equity, smoking and vaping cessation services must reach low-income populations with free, convenient, culturally appropriate, and effective intervention.

First 5 California has funded the California Smokers' Helpline since 2001 to help parents and caregivers of young children quit smoking and vaping, educate the public about the harms of tobacco use, and reduce the likelihood babies and young children will develop tobacco-related health problems. Recognizing the need for a more inclusive name that extends to vape users and non-tobacco using proxies, in the fall of 2021, the California Smokers' Helpline was rebranded to Kick It California. This name change more accurately reflects the fact that, although telephone-based smoking cessation remains the core service, the use of tobacco has evolved beyond smoking, and changes in the way people seek help now requires more expansive forms of intervention services.

Helpline Services

Kick It California provides one-on-one telephone counseling for smokers, vapers, and for non-tobacco using proxies (i.e., family members or friends calling on behalf of smokers or vape users). Services are available in English (1-800-300-8686) and Spanish (1-800-600-8191) and through the Asian Smokers' Quitline (<https://www.asiansmokersquitline.org/>) in Chinese (Cantonese & Mandarin) (1-800-838-8917), Korean (1-800-556-5564), and Vietnamese (1-800-778-8440). For those who might not be ready to work one-on-one with a counselor, Kick It California services also include live chat, mobile apps, online videos, and most recently, an automated text program targeted toward smokers who are pregnant or have a young child in the home. Kick It California also has an interactive and user-friendly website (www.kickitca.org) designed to appeal to tobacco users, those who want to help others quit, and tobacco control advocates interested in fact sheets, promotional items, and county-level data on enrollee demographics.

In FY 2021–22, 3,163 tobacco users who were either pregnant, or parents or caregivers of children ages birth to five enrolled in Kick It California. Of those, 802 vaped, although most were dual users of cigarettes and vapes; 277 were seeking help for vaping exclusively. Kick It California also provided coaching services to 141 non-tobacco-using proxies.

Kick It California enrollees are ethnically diverse (almost 70% identify as other than white) and primarily low income (i.e., over 80% are Medicaid recipients). Over 80% have not obtained a college degree, and nearly 60% report one or more of the following mental health conditions—anxiety, depression, bipolar, schizophrenia, or drug/alcohol addiction.

Exhibit 10: Ethnicity

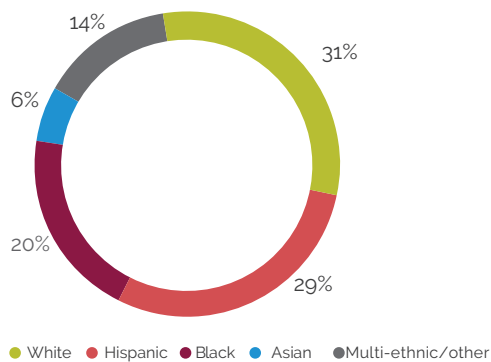


Exhibit 11: Insurance Coverage

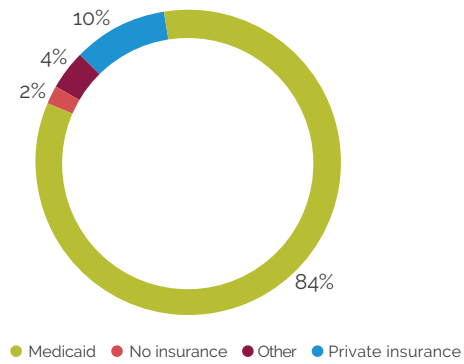


Exhibit 12: Education

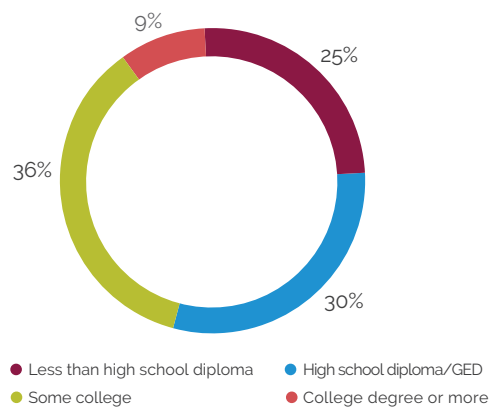
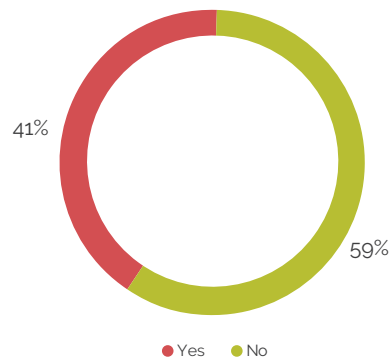


Exhibit 13: Mental Health Condition*



*At least one of the following: anxiety, depression, bipolar, schizophrenia, drug or alcohol addiction

Health Disparities

Smoking is increasingly concentrated among the socioeconomically disadvantaged² and is a primary cause of health disparities.³ Quitting smoking is hard and struggling to meet basic needs makes it even more difficult. Kick It California has been an important safety net resource for tobacco users across socioeconomic status, race/ethnicity, and mental health status. In FY 2021–22, Kick It California partnered with 211 Information

and Referral call centers to proactively reach out to low-income tobacco users, rather than waiting for them to call in for service. Most tobacco users who call 211s are seeking help with meeting basic needs such as help paying utility bills and rent, not seeking help with quitting. In this partnership, 211 staff ask callers about tobacco use and exposure and proactively refer callers who are interested in cessation services. Kick It California staff then calls those who are referred and enrolls them in service. In FY 2021–22, over 1,100 people who were pregnant, or parents or caregivers of children 0 to 5 years old received service through this partnership. Helping them and thereby preventing their children from the damaging consequences of exposure to tobacco is critical in the fight for health equity.

HOME VISITING

Home visiting is a primary prevention strategy for inter-generational support for pregnant women and families with children in the first few years of life. During the past decade, the home visiting landscape in California has become more complex as federal, state, and local funding is invested in home visiting services. Many First 5 county commissions support and fund home visiting. The California Department of Public Health implemented the California Home Visiting Program following passage of the Patient Protection and Affordable Care Act of 2010 that established the federal Maternal, Infant and Early Childhood Home Visiting Program with funds for evidence-based home visiting in every state. Additionally, the California Legislature passed Assembly Bill 1811 (Chapter 35, Statutes of 2018), appropriating funding for implementation of the California Home Visiting Program under the CalWORKs program, effective January 1, 2019.

Research shows intervening as early as possible to mitigate the impacts of poverty has the greatest likelihood of improving child outcomes. Early childhood home visiting and out-of-home prenatal/pediatric supports have proven to help vulnerable children and families overcome barriers to health and well-being. Yet, in California, not all families who are eligible and interested have access to voluntary home visiting or prenatal/pediatric support services. Only 10 to 20 percent of at-risk families who would likely benefit from home visiting receive these services.

Recognizing effective home visiting expansion requires an infrastructure to recruit and retain a well-qualified workforce and coordination across home visiting programs. In 2019, the First 5 California Commission authorized two investments to promote effective home visiting expansion and coordination:

1. Home Visiting Workforce Study. Effectiveness of home visiting relies upon a well-qualified, culturally responsive workforce. In July 2019, the Commission authorized \$2 million through January 2022 for a study to understand the demographics, training, retention, and well-being of the existing California home visiting workforce, map the workforce to the demographics of vulnerable families, and provide policy recommendations for workforce infrastructure and policy. In fiscal year (FY) 2020–21, Child Trends conducted interviews with over 80 home visiting staff and received survey responses from more than 900 home visitors representing 171 programs in 48 counties, and launched a home visiting supply and demand map to inform policymakers and stakeholders about service levels and gaps. Child Trends published their findings in March 2021, including analysis of how the COVID-19 pandemic impacted home visiting programs, staff, and service delivery, which were shared in F5CA's 2020–21 Annual Report.

The Home Visiting Workforce Study continued during FY 2021–22 with additional interviews and data collection, and concluded in January 2022. Child Trends released findings and policy recommendations from the Study on January 19, 2022. Recommendations include, but are not limited to:

- Increasing awareness of home visiting as a profession
- Increasing home visitors' access to trainings on diversity, equity, and inclusion as well as supporting the mental health and well-being of the workforce
- Adopting a core set of cross-model home visiting competencies for home visitors and supervisors
- Promoting cross-service coordination for systems integration through shared training, integrating the home visiting workforce into the career lattice and workforce registry, and other opportunities

First 5 California staff continue working with the First 5 Association of California, leaders from the California Department of Social Services and the California Department of Public Health, and other partners to move these recommendations forward.

2. Home Visiting Coordination Funding. Most California counties are implementing at least one home visiting program through First 5 county commission investments, Maternal Infant and Early

Childhood Home Visiting, or CalWORKS (Home Visiting Program) funding. Although most counties offer home visiting to families, counties report being at different stages of service coordination. For most, home visiting programs operate as separate and distinct programs even while sharing similar goals, principles, and desired outcomes. In October 2019, the Commission authorized \$24 million through June 2025 to promote home visiting coordination at the local level. The funding was to be implemented in two stages:

- Stage one included approximately \$9.5 million through June 2022 to support county coordination and technical assistance to 50 counties to achieve coordination goals. However, one of the effects of COVID-19 was an inability for some counties to convene local leaders and/or carry out planned home visiting coordination activities, disrupting most counties' ability to fully expend their contracts by June 2022. Most counties participating in the home visiting coordination funding opportunity chose to extend their contracts with F5CA for an additional year (through June 2023) to continue collaborating with home visiting and family support partners to coordinate intake and referral, data collection, and other activities, and embed home visiting into other child-and family-serving systems.
- Utilizing the remaining \$14.5 million, stage two continues and expands on stage one work with a focus on regional coordination and will begin in July 2023 after an extended Request for Applications timeline to allow more time for regions to develop their applications. Stage two will be implemented between FYs 2023–24 and 2024–25.

In June 2022, contractors from James Bell Associates and Johns Hopkins University, who provided technical assistance to counties engaged in home visiting coordination efforts, released policy recommendations for moving toward a coordinated home visiting infrastructure in California. Culminating recommendations are a result of data collected from several surveys of county commissions and other local home visiting program implementers, notes from technical assistance sessions, interviews with policy leaders, and other data gathering opportunities.

The recommendations focus on specific ways California can improve interagency coordination at the state level to support local county implementation, reduce duplication of effort, and remove barriers to families across programs and systems. Recommendations include:

1. Creating a state-level interagency steering committee to advance coordination and home visiting within the early childhood system of care.
2. Defining home visiting and its role within the early childhood system of care and creating state-level vision and goals.
3. Developing infrastructure to support parent leadership.
4. Creating a state-level fiscal map for home visiting and identifying opportunities to leverage funding.
5. Developing common home visiting data collection and reporting requirements.
6. Creating state-level infrastructure to support data integration.
7. Developing a state-level communication strategy for home visiting and a central location for sharing publicly funded assessments and evaluations.
8. Publishing an annual state-level home visiting scan to inform future funding and policy recommendations.

The home visiting workforce study and coordination activities are being implemented in collaboration with leaders from the California Department of Social Services, California Department of Public Health, First 5 Los Angeles, and the First 5 Association of California.





Priority Area: Child Development

IMPACT 2020

First 5 California completed the third year of IMPACT 2020, a \$103 million investment to support local and regional Quality Improvement System infrastructure implemented statewide through Quality Counts California (QCC). This represented a continued commitment to the innovative First 5 IMPACT approach to quality improvement and professional development systems for early learning and care (ELC) providers. IMPACT 2020 is designed to address the needs of the whole child and builds upon the initial effort of First 5 IMPACT, which was launched in 2015 and sunset on June 30, 2020. The implementation of IMPACT 2020 takes place at a local consortium level, supported by the Regional Coordination and Training and Technical Assistance Hubs (T&TA Hubs). IMPACT 2020 is funded from July 1, 2020, through June 30, 2023. It was included in a joint request for application (RFA) titled the Quality Counts California Local Consortia and Partnership Grants. QCC is administered statewide in coordination with the California Department of Education (CDE) and the California Department of Social Services.

IMPACT 2020 works in cooperation with all other ELC quality improvement efforts and investments in California to support the implementation of the QCC Quality Continuum Framework. IMPACT 2020 is specifically designed to fund quality improvement expansion and support providers serving high-impact communities and populations not already receiving support. QCC participation focuses on expansion of access to high-quality ELC in private centers and family child care (FCC) homes; with family, friend, and neighbor caregivers; and in alternative settings such as home visiting programs and libraries. For fiscal year (FY) 2021–22, local consortia participating in IMPACT 2020 reported that of the 9,139 sites participating in QCC, over two-thirds (5,236) were supported in full or in part with IMPACT 2020 funding.

Regional Coordination and Training and Technical Assistance Hubs

Training and Technical Assistance (T&TA) Hubs continued to be a vital source of support for consortia. Funded through IMPACT 2020 dollars, Hubs streamlined the collection of data and management of expensive data systems, saving substantial administrative dollars. T&TA Hubs provided trainings, facilitated communication, shared best practices, and promoted consistency in supports available to coaches, trainers, and administrators. Regional T&TA Hub support was deemed particularly beneficial by small and rural consortia that would not have been able to access certain training or have the critical mass needed for Communities of Practice (CoP) and other professional learning opportunities.

In FY 2021–22, Hubs identified taking steps toward increased equity as a major area of success. Regions hosted numerous professional development opportunities focused on training on equity, anti-bias, and anti-racism, including an equity conference, an ongoing, statewide Equity CoP, and reported that equity was brought to the forefront in decision making.

Support During the COVID-19 Pandemic

Due to the effects of the COVID-19 pandemic, consortia and T&TA Hubs have continued to show flexibility and responsiveness to the needs of ELC settings and the children and families they serve. While the pandemic brought closures to sites and delayed classroom observations, ratings, and delivery of planned professional development services, QCC administrators were able to adjust to meet new priorities such as emerging health and safety needs, and COVID-19 prevention practices and resources. QCC partners have found innovative ways to strengthen family support and focus on child social-emotional needs, training, and resources on a variety of critical topics, including trauma-informed practice, adverse childhood experiences, implicit bias, equity, and strategies to best serve multi-lingual learners and communities. IMPACT 2020 lead agencies continued

to provide quality improvement supports such as professional development training, coaching, and check-ins with providers and programs using various platforms to provide dedicated virtual quality support.

Shared Services Alliance Networks

Funded through IMPACT 2020, the Shared Services Alliance Networks (SSA) pilot began in FY 2021–22 to support private, licensed ELC providers and tribal child care settings, with priority given to FCC homes and other small and underserved providers. These SSA Networks leverage regional partnerships to streamline local operations, such as billing, enrollment, fund management, and reporting, which will allow for increased service capacity within the Network. The seven implementing counties have begun recruitment and implementation of shared services and will operate under the First 5 California funding through June 30, 2024.

State-Level Support

WestEd and First 5 California continue working together to deliver technical assistance and foster partnerships between QCC state agency partners, regions, and local consortia. This work includes building relationships with institutions of higher education and developing common definitions and shared quality standards across many professional development types. Alignment of quality standards is also being improved through the upcoming roll-out of the Coach Certification program.

The Coach Certification program was one of the biggest infrastructure development projects of FY 2021–22. In partnership with CDE, and with support from the Preschool Development Grant-Renewal (PDG-R), First 5 California worked on cross agency coordinated contracts to deliver three primary areas of work related to coaching development and services: Professional Development, Coaching Services, and Coach Certification. WestEd staff oversees content development, coordinates advisor engagement, and serves as liaison with internal and external partners.

Professional development activities included:

- Develop and implement six webinars based on previous professional development sessions, including two additional requested sessions
- Develop content for online and in-person adult learning and coaching modules based on California Early Childhood Education (CA ECE) Competencies and CA Coaching Rubric
- Develop online coach certification/orientation module

- Plan, coordinate, and implement virtual professional development and in-person professional development opportunities statewide in coordination with support team
- Support the delivery of 3,000 hours of professional development online to coaches, coach supervisors and trainers, expanding to site directors as appropriate
- Develop and facilitate professional development activities, including learning communities for coaches and trainers

Coaching Services included:

- Inform development of and implement virtual coaching system for 1,000 ECE providers
- Facilitate training for virtual coaching team
- Recruit, train, and coordinate with coaches statewide
- Develop and implement virtual training system for ECE trainers
- Develop training for virtual training team
- Recruit, train, and coordinate with trainers statewide

Coach Certification System Development:

- Further refine and develop coach certification process for use by 300 coaches
- Train and support certification review team
- Develop and support virtual and on-site certification orientations statewide multiple times per year
- Develop and distribute certification communications materials



- Liaison with various coaching entities, coaches, and other ECE providers
- Develop and facilitate online and in-person professional development to coaches statewide as needed

F5CA continues to explore options for long-term sustainability and management as well as expansion of CA ECE Competencies for Adult Learning and Coaching Course.

QUALITY COUNTS CALIFORNIA

Quality Counts California (QCC) is a statewide system of locally implemented Quality Rating and Improvement Systems (QRIS) that provide resources and support to early learning and care (ELC) providers so they can create engaging and effective experiences that help children grow and thrive. QCC was funded by IMPACT 2020, and state and federal funding administered by the California Department of Education and the California Department of Social Services.

All ELC participant sites in QCC are reported in the statewide common data file, which is inclusive of all the state's QRIS funding streams. This data provides the state an efficient and coordinated method for receiving information about each county participating in QRIS. As of June 30, 2022, there were 9,139 participant QCC sites across the state, including 3,283 family child care homes, 4,181 centers, 1,098 family, friend, and neighbor providers, and 577 additional alternative settings. In total, 343,269 children ages 0 to 5 benefitted from the quality improvement support provided by QCC.

Growth in QCC participation increased by 8 percent statewide from last fiscal year. Through the QCC Annual Performance Report, Consortia reported that 94% of QCC participant sites remained open during the COVID-19 pandemic. Ninety-two percent of QCC consortia indicated participation and support in QCC was as a major

factor in sites remaining open. This is especially encouraging considering as of January 2021, the California Department of Social Services reported 8,330 licensed sites, or 11% of licensed programs statewide, were closed due to COVID-19.

During FY 2021–22, QCC Consortia continued to respond to the changing ELC field and emerging priorities. While the needs are unique to different counties and their communities, QCC partners remain trusted messengers and further fostered responsive relationships with the field. Many counties reported success in the following:

- Strength-based, culturally responsive support
- Expanded access to high-quality training
- Provision of robust coaching supports
- Expanded outreach and participation of home-based settings
- Trauma-informed care, resiliency, and healing focused supports and resources
- Strengthened direct financial stipends and other incentives to ELC programs and providers
- Expanded support to multilingual and non-English monolingual learning programs and families
- New and expanded communities of practice
- Improved local governance structures

While many themes emerged from county QCC reports, several counties reported powerful, unique examples of meeting community needs. Some examples include:

- Orange County provided "Be Brave-Be Safe" training for all participating QCC programs and local homeless shelters serving families experiencing housing insecurity. Content was delivered to staff, parents, and children. Workshops focused on empowering children to develop their own safety plan and other child protection topics.
- First 5 San Joaquin expanded their local participation of family, friend, and neighbor providers from 60 to over 300. This outreach work was done by five community-based organizations focusing on the underserved Latinx, African American, and Southeast Asian communities.
- The Tribal Child Care Association of California reported developing a Tribal Workforce Pathways Program to help navigate and support higher education goals toward degrees, certifications, or professional development. For example, TCCAC developed culturally relevant professional development pathways including "The Journey Toward Healing." This pathway focuses on healing



and resiliency by addressing topics around trauma faced by children, families, providers, and communities. "The Journey Toward Healing" conversations, videos, and materials were created through a partnership with Brazelton Touchpoints Center.

Throughout FY 2021–22, the F5CA-funded QCC website was under review for updating content and layout to add additional resources and accuracy of information. These updates will expand content and resources for the parents and families and providers pages specifically. The website updates are anticipated to be implemented during FY 2022–23. For more information on QCC, visit the website at <https://qualitycountsca.net/>.

SMALL POPULATION COUNTY FUNDING AUGMENTATION

The Small Population County Funding Augmentation (SPCFA) grant was voted and created by the Commission consistently since the implementation of Proposition 10 in 1999. The Commission recognized shortly after implementation of the Act that the statutory proportional funding formula based on birth rate didn't provide adequate funds to operate effective First 5 programs for counties with low birth rates because the formula did not set a base funding level for all counties.

Through this grant, small population counties have received base funding to support county commission activities needed to fulfill the statutory requirements and for Proposition 10 to be a statewide effort that promotes, supports, and improves the early development of children ages 0 to 5.

The new 3.25-year grant funding term (April 1, 2021, through June 30, 2024) focuses on evaluation activities related to systems change efforts, their intended and actual impacts, as well as exploring the potential for pooled services for the purpose of improved efficiencies. This new grant saw an increase (from 20 to 21) in SPCFA counties, due to the increased number of counties with 1,000 or fewer annual births between FYs 2017–18 and 2018–19, which is the set eligibility criteria for the grant. During FY 2021–22, \$4,592,796 was budgeted by small population counties (SPC) to administer their First 5 county commission and fund programs.

During FY 2020–21, SPCs completed the initial version of a systems change tool – Telling the Story of Systems Change. In FY 2021–22, a revised tool, the Systems Change Data Map, was developed to build on the First 5 Association's Race, Equity, Diversity, and Inclusion (REDI) focus. This Data Map Tool (DMT) has a more explicit focus on equity and the data SPCs use to help demonstrate



the reach and impacts of their systems change activities. Development of the DMT included SPC's participation in focus groups to gather feedback about key components of their systems change work. To help prepare SPCs in the completion of the tool, a webinar was held to train them on the use of the DMT, review examples of its completion, and answer questions prior to the October 2022 submission. The submission highlights SPC's specific systems change activities that foster cross-sector collaboration in an effort to improve outcomes for children and families.

First 5 California continued to partner with Child Trends to identify options for a pooled services pilot. To build on prior work, four states who have implemented pooled services were interviewed to gain an understanding of lessons learned, and focus groups were held with 20 of the 21 SPCs to explore their experiences, preferences, and priorities for pooled service options. The two identified priority areas by SPCs for pooled services were virtual trainings and shared marketing materials. The information gathered will be used to determine whether and how best to implement pooled services for SPCs.

DUAL LANGUAGE LEARNER PILOT

Research is clear that learning multiple languages is an asset, young children show natural tendency for learning multiple languages, and there are multiple benefits of being a dual language learner (DLL), including cognitive skills, academic outcomes, and long-term health and economic gains. Nearly 60% of children ages 0 to 5 years in California are DLLs whose home language is a language other than English.

In 2016, First 5 California was authorized a \$20 million investment for the DLL Pilot by the State Commission. The DLL Pilot was implemented between 2017–2022 in 16 California counties. This investment coincided with the passage of Proposition 58 in 2016, which repealed English-only laws. The DLL Pilot study was designed to examine effective culturally and linguistically responsive strategies in instruction, professional development, and family engagement in early learning and care settings, and the conditions in which they are effective, sustainable, and scalable.

The DLL Pilot study was implemented in three phases: background, in-depth, and expansion. Each of the three phases built on one another to further the goal of California's DLLs to thrive, develop multilingual ability, be ready for kindergarten, and succeed in school and beyond.

In the background phase, 16 counties were identified to implement the DLL Pilot and the American Institutes for Research (AIR) was selected as the evaluation contractor. Initial findings in this phase revealed that overall beliefs about bilingualism and policies to support DLLs are in place, but there are still systemic challenges that limit implementation of high-quality instruction for DLLs.

In the in-depth phase, AIR collected data around the instructional, family engagement, and professional development strategies associated with positive child and family outcomes, and how they vary in the context of children's age group and setting type. AIR modified the study design due to the challenges presented by COVID-19 to collect additional data about experiences of families during this health emergency.

During the expansion phase (fall 2020–summer 2022), the DLL Pilot counties included an additional 28 counties with a regional approach, expanding the pilot activities to 44 of the 58 California counties. Counties offered over 90 professional development training sessions to nearly 2,400 providers. Over 80,000 books in multiple languages have been distributed to over 12,500 families. Expansion phase services and activities reached children and families whose home language is a language other than English, with a total of 27 different languages.

The pilot counties and their partners participated in monthly communities of practice (CoP) sessions. Through the CoPs, counties worked together around DLL best practices related to implementing, expanding, and sustaining their DLL expansion projects, made policy recommendations to better support DLLs, and highlighted resources that should be developed and translated to support high-quality practices. The CoPs were implemented in partnership with the Advancement Project of California, Early Edge California, California

Department of Education—Opportunities for All Branch, and the American Institutes for Research (AIR). The CoPs were facilitated by the Glenn Price Group through a grant funded by the Emerging Bilingual Collaborative.

Study Findings

The DLL Pilot study evaluation was conducted by AIR. AIR published over twenty reports highlighting key issues, challenges, and recommendations for policy and practice, which provided a deeper understanding of multi-lingual language learners, their families, how early childhood education systems and local county systems support their needs.

Highlights of the findings include:

- Partnering with families is critical: When families' home language and culture are supported in school and at home, children show better outcomes.
- Multilingualism is an asset: Multilingualism improves cognitive abilities and changes brain architecture to promote short- and long-term success.
- Caregivers need to understand how to work with DLL populations, which requires a systematic approach.

Recommendations for Policy and Practice

To best support DLLs in early learning settings throughout California's mixed delivery system:

- Widely disseminate key messages about the benefits of bilingualism and the value of home language use to encourage families, programs, and communities to prioritize children's bilingual development.
- Include knowledge of language development and best practices for supporting DLLs from birth through age 5 in educator competencies.
- Enact policies to broaden the language diversity of the early learning and care workforce and encourage multilingual educators to use the home language in early learning classrooms.
- Expand access to and support early educators to participate in professional development focused on working with DLLs and their families.
- Provide early learning programs with books and materials in children's home languages to share with young DLLs and their families.
- Support the development and use of culturally and linguistically responsive tools and assessments to identify DLLs upon enrollment and monitor their learning and development in English as well as in the home language.

- Encourage two-way communication with families:
 - Gathering information about families' language, culture, and learning goals to inform instruction
 - Providing information and engagement opportunities that are culturally and linguistically responsive.

The DLL Pilot investment provided a better understanding of what it takes to offer culturally and linguistically responsive supports to multilingual children and their families and ensure their care providers are prepared to serve their needs. It also illuminates areas to focus on to continue First 5 California's commitment and scale up multilingual supports statewide.

FUNDED RESEARCH: CALIFORNIA EMERGENCY CHILD CARE BRIDGE PROGRAM

During 2022, the Child Care Resource Center released the *Strengthening California's Emergency Child Care Bridge Final Study Report*. First 5 California co-funded the evaluation with the Heising-Simons Foundation and First 5 San Bernardino. The purpose of the evaluation was to identify outcomes and guide continuous improvement for the recently implemented statewide emergency child care program for children in foster care.

The Emergency Child Care Bridge Program for Foster Children (Bridge Program) was enacted by the State Legislature in 2017 to provide kinship caregivers, or other caregivers, emergency child care. Overseen by the California Department of Social Services, the Bridge Program works to connect child welfare agencies and early learning and care systems in each county across the state. Foster parent caregivers can receive emergency child care vouchers with child care navigator support to help them find care appropriate for their family, while child care providers receive trauma-informed care training and coaching. The report identified statewide successes and challenges faced by families and staff during implementation of the Bridge Program. The following outcomes were identified:

- The Bridge Program decreased economic and emotional stress of caregivers
- 90% of providers stated trauma-informed care training and coaching helped them better support the foster children in their care

- Bridge administrators expressed the importance of collaboration, networking, and establishing a strong working relationship and consistent communication between partner agencies were necessary to the successful implementation of the Bridge Program across all counties

In order to continue the success of this program and ensure that California's most vulnerable children have access to quality child care, the study includes the following recommendations:

- Keep implementation process changes made in response to the pandemic to maintain accessibility and increase convenience for foster families and child care providers
- Extend the length of the Bridge voucher and allow children and families to continue accessing subsidies after reunification or adoption
- Increase program funding to allow for expanded eligibility and out-of-county placements
- Provide additional support in marketing, outreach, and advertising trauma-informed care training and coaching





Priority Area: Family Functioning

FIRST 5 CALIFORNIA PARENT WEBSITE: [FIRST5CALIFORNIA.COM](https://first5california.com)

First5California.com is the main resource for parent engagement on child health, education, literacy, child development, and smoking cessation. In recent years, the website has expanded to incorporate additional information on early brain development, including activities, downloadable resources, and links to organizations that support family functioning strategies. In 2021, First 5 California's Parent Site was updated with new content and resources centered around family engagement and toxic stress response in both English and Spanish. Content for the site was informed by educators and researchers in the field of child development. The site provides enhanced levels of functionality, enabling parents to create an account and personalize their visit by inputting their child's age, allowing them to access resources, tips, and activities specific to their interests. Parents and caregivers visiting First5California.com can browse by their child's age group—Newborn, Baby, Toddler, or Preschool—to check developmental benchmarks and instantly access a wide variety of parenting tips, articles, instructional videos, and developmentally appropriate activities geared specifically for that age group. The First 5 California Parent Site serves as a resource tool for families seeking up-to-date information, services, and programs.

SOCIAL MEDIA

The First 5 California Parent Site links to the organization's multiple social media channels, including Facebook, Instagram, Pinterest, and YouTube. Across most platforms, followers receive regular posts that highlight simple, actionable tips, and ideas related to early brain development, nutrition, family engagement, and healthy development. First 5 California's Facebook audience includes 213,000 followers. Instagram has 13,200 followers, Pinterest has 2,000 followers, and Twitter has

19,400 followers. During fiscal year 2021–22, engagement continued to increase as families were still spending time at home and logging onto social media to find activities to engage their children and to look for information about staying healthy and the latest on COVID-19. Throughout 2021 and 2022, First 5 California broadcast numerous Facebook bilingual book readings for families. Throughout 2021–22, First 5 California strengthened our partnership with the California Department of Public Health (CDPH) to share timely information about the importance and availability of family and child vaccinations through all our social media platforms.

MEDIA CAMPAIGN

In 2021, First 5 California engaged a new media firm to expand on the success of the *Talk. Read. Sing.*® Campaign and support First 5 California's North Star and Audacious Goal. The new media campaigns will provide messaging that supports parents and caregivers in developing safe, stable, nurturing relationships and environments to buffer against toxic stress response and ensure young children can thrive.



First 5 County Highlights

Alameda

In FY 2021–22, First 5 Alameda County focused on building and enhancing a local early childhood system that supports community and family conditions for children's kindergarten readiness. First 5 Alameda conducted a strategic planning process that engaged staff, community partners, and parents/caregivers that reinforced its whole community, family, and child approach which reflects their Place-People-Policy framework to guide investments. This system-building approach requires leveraging public funding to scale programs and strategies seeded by Proposition 10 that have proven impactful—expanding the infrastructure required to support that scale. Some of First 5 Alameda's major accomplishments in FY 2021–22 include:

- **Managed Care Partnership:** Received \$1.4 million grant from the Alameda Alliance for Health to support pediatric outreach and care coordination through Help Me Grow
- **Readying for Local Early Childhood Education (ECE) Ballot Measures:** As the named administrator for Alameda County's Measure C and the recommended implementation partner for Oakland's Measure AA, First 5 Alameda invested in the ECE system through a needs assessment, workforce development taskforce, and facilities needs assessment, and received \$1 million from Alameda County Social Services to build a Centralized Eligibility List; Readied Agency infrastructure, staff, governance, and policies were prepared to administer
- **Kindergarten Readiness Assessment:** Conducted a participatory research process, surveying 3,000 people in Alameda County—parents/caregivers, ECE providers, and transitional kindergarten/kindergarten teachers to document the impacts of the pandemic on kindergarten readiness, and provide recommendations in the environments that influence readiness, such as communities, families, and schools
- **Lifted system building efforts,** blended funding of the ECE Apprenticeship and Diaper Evaluation, and were invited to present at statewide conferences
- **Enhancement of the Parent Partnership efforts,** including hosting a Fatherhood Summit, and planned investments in Black Maternal Child Health efforts

Alpine

First 5 Alpine County focuses most of its investments on child development programs and parent education.

- The Alpine Early Learning Center is the only licensed child care center serving Alpine families as young as 6 weeks old and continues to serve them until they enter kindergarten.
- The Catalyst Community Parent Education Project provides learner-centered workshops to parents, caregivers, and providers. A key accomplishment in FY 2021–22 involved coordination of a Kindergarten Round-up event to better prepare children, families, and the school system for the 2022–23 school year. Eight of the nine students (88 percent) anticipated to enter kindergarten were served by this event. This represents an increase over the previous year's early registration of 11 out of 15 (73 percent) students. The results of the event included:
 - » Improved service coordination and connection to care: Kindergarten Round-up was a coordinated effort to register families for kindergarten and connect them to services and supports. The Alpine Early Learning Center helped recruit and engage families as well as hosted the event; school district built new relationships with families, and educated families on options for transitional kindergarten and kindergarten; and First 5 Alpine conducted outreach to families outside of the Alpine Early Learning Center and provided supplies. During this event, partners conceptualized additional means to support families; while not fully implemented in FY 2021–22, new efforts planned include the development of an Early Childhood Literacy Group, where parents and caregivers will be engaged over multiple sessions to support children's literacy skills, and a Meet and Greet event designed to support transitional kindergarten and kindergarten families at the start of the school year.
 - » Facilitating use of data across early childhood systems: School readiness data gathered by the kindergarten teacher can be used to customize learning opportunities for incoming students. It can also be used by First 5 Alpine to better understand what services may be most useful in preparing children for kindergarten in the future.

Amador

First 5 Amador County continued to invest in areas that support parents as their children's first teacher. Staff and community partners transitioned back to in-person service delivery which was extremely well-received by families. More than 175 children have participated in the newly established Messy Morning program launched in the spring of 2022. This weekly event provides an opportunity for children and caregivers to participate in child-led outdoor messy play focused on science, engineering, art, and math (gardening, painting, and building). This has become one of First 5 Amador's most popular programs and serves 25 to 40 children per event. Adults in attendance include mothers, fathers, grandparents and other family, friends, and neighbor caregivers. Families report building relationships with others and are the best marketers of this program by wearing their T-shirts to the events, stores, schools, etc. Through this family engagement activity, staff has introduced the online assessment system, social/emotional services, and concrete support such as fuel, diapers, and food provided through leveraged funding. First 5 Amador maximized opportunities to engage families utilizing the on-site Indoor/Outdoor Learning Labs and on-site programs. First 5 Amador's universal home visiting (Welcome Baby) is now administered in-house and has provided a seamless cross-referral to First 5 Amador and partner family strengthening services. A significant increase in participation in the Imagination Library family literacy program has been realized during FY 2021–22. First 5 Amador attributes the high participation rates to staff's successful referrals and new partnerships for utilization of its facility with the Women, Infants, and Children Program and its county resource and referral agency. First 5 Amador continued to spearhead efforts such as the Perinatal Wellness Coalition and holds the Amador Child Abuse Prevention Council and Resilient Amador under its umbrella to support the whole child and family.

Butte

First 5 Butte County Children and Families Commission envisions that every child will have the opportunity for a resilient, thriving future through a nurturing, supportive network of families, caregivers, and their community. In FY 2021–22, First 5 Butte County continued to support priorities in all areas of its strategic plan. In order to support the expansion of the Help Me Grow Butte (HMGB) initiative, and strengthen its commitment as a system's leader, First 5 Butte County established a staff position to provide system

coordination and navigation services to families. This was remarkable because it marked the first time First 5 Butte County had staffed a direct-service position, sending a strong message to partners and the community about the commission's long-term commitment to ensuring that families with young children are able to access the services they request that supports their optimal development. Bringing the program internally enabled First 5 Butte County to deepen its relationships with county entities such as Child Welfare, Public Health, and Butte County Office of Education, and to leverage those relationships to conduct more effective outreach to community providers. Because it takes a village to raise a child, First 5 Butte County was proud to convene local home visiting providers and develop strategies to ensure that home visiting programs are successfully reaching the families who will benefit most from their support. Through their existing HMGB structure, and together with their partners, First 5 Butte County developed The Village, a coordinated system that provides a referral solution for all community providers. Families and referrers can submit an inquiry about home visiting, and a care coordinator will assist families in understanding program models and eligibility requirements, thereby empowering family choice when selecting a home visiting program.

Calaveras

In FY 2021–22, First 5 Calaveras County invested in prevention activities, early literacy promotion, and parent education. Grantees were able to start providing services in-person after a long period of pandemic-related remote services. Local First 5 funds were braided with disbursements from First 5 California, California Department of Education, and the local Mental Health Services Act and Prevention that provided a variety of services to families, caregivers, and teachers.

Parent support, and education and family literacy programs included an intensive home visiting program, virtual-based parent education offerings, and a variety of community-level Talk. Read. Sing.[®] approaches, including programs in remote mountainous areas of the county. The Court Appointed Special Advocate program was strengthened with local First 5 resources. Where intensive services were provided, parents reported positive learning outcomes and strong engagement in the learning process. The early learning and care system in Calaveras County was supported through Strong Start Calaveras, which motivates sites and teachers to meet quality improvement goals (through a stipend program) and provided a wide variety of coaching and mentoring to local providers.

The First 5 California Dual Language Learner Pilot program provided resources and training to cohorts of early childhood educators in Murphys and Valley Springs. Early learning and care professionals continue to participate in the program, demonstrating engagement during a difficult year as schools continued to deal with COVID-19 protocols and family frustrations.

Child Health was supported through preschool-based nutrition and safety programs, which were welcomed back for on-site activities. Teachers reported that children were fully engaged in the activities and that the lessons were incorporated into on-going curriculum. Collaborative planning and strategizing continue to be critical components in building a comprehensive service approach for young children.

Colusa

In FY 2021–22, First 5 Colusa County focused on supporting children, families, and providers as the communities rebounded from the effects of the COVID-19 pandemic. Working with local and state partners, First 5 Colusa was able to leverage over \$225,000 in funding to provide additional support services to families in areas of parental resilience, social connections, and concrete supports in times of need.

First 5 Colusa's Family Resource Centers (FRCs) expanded essential services to families experiencing financial and emotional hardships as a result of the pandemic. Additional funding was secured to expand the Health Navigator project, address food insecurities, and coordinate systems of care. The FRCs distributed more than 498,895 pounds of food to families experiencing food insecurities. In coordination with county partners, frequency of food distributions was increased, and the development of on-site food banks were established. In addition, the FRCs secured vital resources to families such as personal hygiene products, diapers, COVID-19 test kits, and personal protective equipment.

In FY 2021–22, First 5 Colusa also focused on the expansion of its Help Me Grow (HMG) program and focused on the recruitment and enrollment of family child care (FCC) providers into the HMG screening network. With a large population of children ages 0 to 5 in FCC homes, providers were essential in ensuring access to developmental screeners. Forty-five percent of FCC providers participated in First 5 Colusa's HMG screening network. First 5 Colusa continues to work with its partners to create a systematic approach that focuses on ensuring children birth through age 5 and their families thrive. Investing in Colusa County's youngest citizens today yields long lasting results for future generations.

Contra Costa

First 5 Contra Costa County continued the whole child, whole family approach by ensuring services and systems are integrated, equitable, inclusive, and trauma-informed.

- **Resource Connections:** In FY 2021–22, First 5 Contra Costa served 3,687 families through services/programs including over 500 classes through the First 5 Centers. As families continued to face challenges, First 5 Contra Costa distributed 208,144 diapers; 2,340 baby wipes; 2,160 COVID-19 test kits, sanitizers, and children's masks.
- **Building Capacity:** Our Ready Kids East County initiative continues to gain momentum with parent cafes events that leverage partner resources to rally around Black/African American families to build school readiness and knowledge of community services. Through our Adverse Childhood Experiences Aware (ACEs) grant, First 5 Contra Costa took a holistic view of addressing ACEs structured and trauma-informed systems of care. Training, coaching, and technical assistance opportunities were provided to combine effective ACE screenings (2,474 ACE screenings for children), close loop referrals, and wellness activities.
- **Stakeholder Engagement:** To support quality-learning environments, First 5 Contra Costa served 1,817 providers through training and coaching. Also highlighted was the culmination of a 17-year partnership with community colleges—since 2005, First 5 Contra Costa has reached over 10,000 students with college advising, stipends, cohorts and study groups, leadership development, and quality improvement.
- **Policy Advocacy:** After 14 months of community engagement and advocacy by the Central County Regional Group and partners, the Concord City Council passed an anti-harassment policy protecting renters, keeping children in their homes. In East County, the Regional Group released the Antioch CHANGE report summarizing the experiences of more than 1,000 Antioch residents with recommendations for housing stability. In partnership with the Early Learning Leadership Group, a collaboration of county leaders, First 5 Contra Costa secured \$6 million in ongoing funding for teacher stipends, child care slots, and disability services through Measure X, a sales tax initiative in Contra Costa County.

Del Norte

During FY 2021–22, First 5 Del Norte County expanded its reach of Dolly Parton's Imagination Library throughout the year with registration forms handed out to every preschool class, kindergarten class, child care provider, community baby shower participant, partner program participant in programs such as Toddler Time and Happy Toes, and a new parent kit registration in the county. Enrollment continues to increase, and feedback from families has been positive.

In FY 2021–22, First 5 Del Norte continued providing and developing culturally appropriate content of the parent-support texting program Ready4K. Working with ParentPowered, First 5 Del Norte is adapting their existing texting program, Ready4K, to provide connections to local programs and resources, encourage community connections, and boost mental health and protective factors messaging. The goals of the project are to increase parent capacity to support a child's social-emotional development and school readiness; increase parental resilience, self-care, and access to mental health services; and connect parents to their community and community resources.

In FY 2021–22, First 5 Del Norte focused heavily on parental and child resiliency through these trying times. They also continued leading the way in Del Norte County for early literacy efforts through their 3READ23 And Beyond collaboration. First 5 Del Norte re-engaged its families by re-interviewing them using the Human Centered Designed Empathy Interviews. First 5 Del Norte took the pulse of where the community is and what kind of supports are needed to continue early literacy efforts. Many of the support needs have been or are being rolled into the home visiting collaborative work in Del Norte County. First 5 Del Norte has been working hard to bring a universal referral system to Del Norte County and has been engaging community partners as stakeholders.

El Dorado

First 5 El Dorado County is the collective impact lead in a systems-change effort to increase access to services and supports for children, families, and individuals in their community referred to as Community Hubs. Hubs were established to connect families and individuals with services, offer preventive screenings, and walk with them toward resiliency. When COVID-19 persisted in FY 2021–22, Hub leadership noted an increased demand for basic needs support, including food, housing, health insurance, bills, and behavioral health interventions. In response, Hubs were reimaged with a focus on navigating families to existing services that met their needs. When the Caldor Wildfire erupted in August 2021, Hub staff were deployed for crisis

response and engaged in a multi-agency effort to evaluate and support the health and wellness needs of El Dorado County residents. This flexibility demonstrated the effectiveness of the model to evolve and meet community needs.

During FY 2021–22, a total of 1,968 individuals were provided with Community Hub services. Key elements of the model include:

- Local libraries serving as community resource centers with bilingual navigators to walk with families
- Navigators connecting families and individuals with supports and services that addressed their unique situations both in the libraries and the community
- Community advisories with local voices identifying service gaps and barriers, learning why they exist, and developing equity-based approaches
- Integrating continuous quality improvement strategies such as Plan-Do-Study-Act cycles, improvement coaching, and staff rounding

First 5 El Dorado reaffirmed its commitment to the Hub model within its FY 2021–23 Amended Strategic Plan.

Fresno

First 5 Fresno County partners with its community to create a seamless system of quality, accessible services that support the well-being of every child and family. The following are two examples of partnerships with community-based organizations (CBOs):

- **Building Black Program:** African American-led CBOs are trusted sources of vital medical, behavioral, and social supports and interventions for African American families within Fresno County, yet unrestricted net assets of Black-led organizations are 76 percent smaller than their white-led counterparts. It was clear to First 5 Fresno County that there stood a need for funders to support organizational capacity-building opportunities that promote the sustained excellence of CBO leaders through racial healing and connections, while positioning these organizations for future investments. First 5 Fresno County partnered with United Way of Fresno and Madera Counties to launch the Building Black Program with topics, including executive coaching, grant reporting, organizational advancement, and resiliency. This investment aligns with First 5 Fresno County's larger commitment to the prevention of infant mortality in the African American community.
- **Thriving Families Support Network:** In the fall of 2018, First 5 Fresno County engaged more than 600 parents/caregivers and community members to learn about the most

pressing challenges facing families in Fresno County. Through First 5 Fresno County's Thriving Families funding opportunity, CBOs proposed program models addressing these key challenges, uniquely tailored to the communities they serve. FY 2021–22 marked the second year of partnership with 8 organizations providing a range of direct services across the county. Examples include parenting skill building with incarcerated/out-of-custody young parents; support groups with parents of deaf and hard of hearing children; family literacy activities focused on recent arrivals and refugees; and child socialization groups in rural Fresno County.

Glenn

First 5 Glenn County's highlights of the FY 2021–22 program year include 12 families directly served through First 5 Glenn's programming specified in the FY 2019–22 Strategic Plan. Following is a snapshot of the experience of the 12 families who participated in Nurturing Parenting classes. (Due to the small number of families for which these data are available, these results should not be generalized to a larger population):

- Increases in protective factor domains. All families for which pre- and post-data were available demonstrated growth in at least one protective factor domain after services; nine families demonstrated growth in the Family Functioning and Resilience domain; eight in the Social Supports domain; and six in the Nurturing and Attachment domain.
- Experienced inconsistent results in the maintenance or increase of family habits that support child development. While some families reported maintaining or increasing the frequency with which they engage in activities that support child development, such as reading, counting, or playing with their child(ren), other families reported decreases in these same metrics.
- Reported high rates of satisfaction with the program. One-hundred percent of respondents to a survey offered at the end of the program, indicated they were satisfied with the services offered through the Nurturing Parenting classes.

Families, child care providers, and schools were provided with resources through supply distribution activities. First 5 Glenn staff distributed approximately 25,000 individual baby, educational, cleaning, hygiene, and personal protective equipment supplies in FY 2021–22 to children, families, daycare center staff, and schools.

Humboldt

First 5 Humboldt County continues to focus on work that is responsive to community-identified needs and incorporates community-driven practices. These partnerships aim to build upon the strengths and assets that already exist within the organizations and agencies that serve children and families in the county, and to "de-silo" efforts by bringing diverse partners together in new and innovative ways. The Road to Resilience (RtR) Program is a partnership between First 5 Humboldt and United Indian Health Services (UIHS) that provides intensive services and support to pregnant and newly parenting people who are impacted by Substance Use Disorder. RtR supports Perinatal Healthcare Navigators at UIHS that work closely with families to help them access physical and mental health care, parenting support, and other services during this critical time for child development and family bonding. This allows for services that meet families where they are and centers service plans directly around a family's communicated needs. Families are also supported in connecting/reconnecting with traditional birthing and parenting practices. For example, in 2022, First 5 Humboldt worked with a local weaver to make baby rattles for program participants using materials that are significant to local Tribal communities. First 5 Humboldt also supported UIHS staff to complete an Indigenous Breastfeeding training. An Indigenous doula training is also planned. In addition, First 5 Humboldt approved grants in the spring of 2022 for two playgroups which infuse Indigenous languages (Hupa and Yurok) and cultural practices specific to two of First 5 Humboldt's local Tribes. First 5 Humboldt also has expanded weekend and evening playgroups and playgroups offered in Spanish. First 5 Humboldt continues to look for ways to be supportive of local children and families in ways that honor and respect the needs, practices, and approaches valued by the First 5 Humboldt community.

Imperial

In FY 2021–22, several services designed to support the healthy development of children were realized through strong local partnerships and funding allocations. These services focused on strategies and activities that ranged from strengthening support for children in foster care to robust home visitation programs and child literacy services. One of the notable commitments of First 5 Imperial is the continual support for quality improvement in all early care and education (ECE) settings with the objective to positively impact the health and academic development of a child. Because of sustained investments, collaboration, and pooling of resources with the County Office of Education,

institutions of higher education, Migrant Head Start, Social Services, and a significant number of child care sites throughout the county, meaningful gains and quality improvements have been realized. Some of these efforts include increasing scholarships/stipends offered for educational attainment, increased opportunities for professional development, direct one-on-one coaching with a strong emphasis on family child care, and establishing support for early childhood mental health. An assessment of the ECE workforce supports the impact that these investments have had locally. For example, over 46% of the workforce has at least an Associate of Arts degree, and 26% has a Bachelor of Arts degree or higher, with the greatest increase for family child care homes. Another 38% have obtained college-level units, with a potential identified for targeting center-based assistants to increase their education which would support promotion and retention. Furthermore, professional development for the ECE workforce has contributed to building capacity for working with special needs children (43%) and English Language Learner children (47%), in addition to meaningful increases in all ECE sites that use Classroom Assessment Scoring System®, the Desired Results Development Profile, and offer developmental screenings.

Inyo

First 5 Inyo County was a catalyst for positive change in FY 2021–22, serving families and agencies while on the recovery road from the COVID-19 pandemic. In Systems Building, First 5 Inyo County facilitated the Perinatal Taskforce, defining a vision and mission to ensure services are strategic, and implemented a maternal mental health survey to uplift the voices of birth parents and their experiences. In the Triple P Network, First 5 Inyo County instigated a countywide outcomes project to tell the story of the collective impact of participating agencies in reaching families with positive parenting support. This storytelling project illuminated the story that families served increased by 26% from the previous year. This story of more families accessing services held true across First 5 Inyo County Resilient Families programs like Triple P Positive Parenting, You & Me Home Visiting, and literacy programs Reach Out and Read, and Dolly Parton's Imagination Library. Families expressed gratitude to Triple P practitioners and home visitors for the support and connection as services resumed in-person. First 5 Inyo County also provided programs like Community Grants to help decrease the challenges of recovering from the pandemic, including assisting child care sites in hiring additional staff to keep class sizes small and purchasing additional learning supplies

to increase outside play. Despite this and many other examples of support, many child care sites closed over the program year. Inyo County lost 115 child care slots representing 20% of licensed family child care homes and 23% of center-based care available. Through partnerships with the Inyo County Local Child Care Planning Council and the Quality Counts California Region 6 Hub, First 5 Inyo County is working to bring awareness to the child care crisis, including the need to pay child care providers a living wage and ensure all children have access to high-quality early learning opportunities.

Kern

During FY 2021–22, First 5 Kern County funded programs to put forth great effort in reaching families struggling through the public health crisis. First 5 Kern has found strength in creating strong partnerships and bringing agencies together to support serving children and families. Among its collaborative efforts, First 5 Kern embarked on a year-long planning grant from Adverse Childhood Experiences (ACEs) Aware, which brought together hundreds of local service providers. The grant culminated with an ACEs conference in spring 2022. The full-day event was held virtually and was an excellent opportunity to highlight a pilot project with Omni Family Health, a local Federally Qualified Health Center, on incorporating ACEs screenings in clinical settings. First 5 Kern, with its original initiative, Resilient Kern, has strengthened its position as a local leader in trauma-informed care practices and training with ACEs Aware Kern County.

In FY 2021–22, First 5 Kern also supported the culmination of an 18-month-long Kern County home visiting project. The diverse group of funded programs included Nurse Family Partnership, Black Infant Health, Family Resource Centers, and other community partners. The project collected data and hosted collaborative learning sessions on program models, the populations that are served, and geographical areas covered. First 5 Kern staff also participated in the establishment of the Black Infant and Maternal Health Initiative of Kern County. Known as BIMHI, the committee set a multi-year strategic plan for reducing health disparities in the local African American community, specifically pertaining to newborns, pregnant women, and childbirth. Additionally, recognizing a continuing need for families in the community for diapers, FY 2021–22 included the delivery of over 200,000 cases of diapers. An initial supply from First 5 California of 25 pallets, and another 9 pallets later in the year provided by First 5 Kern, were distributed throughout the Family Resource Center network, health and wellness programs, and child care centers.

Kings

The Kings County Children and Families Commission continued to support local initiatives related to quality early child care and education, parent education and support, children's health and systems integration and alignment. The local Family Resource Centers collectively served 522 children and 471 primary caregivers, ensuring that these families and children had access to a variety of services. Our local C.A.R.E.S. program provided professional development and training/technical assistance to the early care and education field through coaching and training to enhance the skills and knowledge of 185 providers. School readiness skills and training for professionals who work with children with special needs was the focus of another locally supported program, catering to 161 primary caregivers, 59 providers, and 327 children. The Referral Exchange System took on the challenge to create a county-wide referral system utilizing a new technology platform, onboarding providers from a variety of services including, but not limited to, health, social services, and early care and education.

First 5 Kings staff also engaged the funded programs with other community partnerships/initiatives, including Home Visiting Coordination, ACEs Aware, a regional collaboration for the Refugee Family Support, Managed Care Plans, Court Appointed Special Advocates, Child Support Services, City Recreation Department, and local activities related to formulation of our County's Comprehensive Prevention Plan in accordance with the Families First Prevention Services Act. Lastly, one of our funded partners, Kings County Office of Education was recognized as the organization that had the Greatest Contribution to Parent Support, at an annual county-wide Prevention Awards.

Lake

First 5 Lake collaborated within the county and across the region to support families and providers.

- Between September 2021 and February 2022, First 5 Lake was focused on recruiting and onboarding a new Executive Director, who joined First 5 Lake in January 2022. This time was used to organize for a seamless transition. The new Executive Director brought attention to the need for child care in the county and set a timeline for strategic planning, beginning with a community assessment in July 2023.
- First 5 Lake hosted a virtual meeting for First 5 commissions and agency staff from across California to learn more about the Families Together program and if it might be a good fit for their communities.
- The Smart Start Eligibility Wizard was discussed at the January

12, 2022, statewide First 5 Small Counties meeting, with several First 5 commissions reaching out to inquire about replicating it in their communities.

- First 5 Lake issued a survey to parents about their needs and interests in programming, collecting information on family habits that support school readiness and the time spent within the family unit to nurture child development. This information was gathered so that First 5 Lake programming and other community services could be designed to be responsive to the interests of parents with young children.
- The First 5 Association formed a Racial Equity, Diversity, and Inclusion Leadership Cohort, an opportunity for leaders from across the state to get together and develop the "next generation of equity-centered First 5 Leadership." The First 5 Lake Executive Director participated in this cohort.

In December 2022, the Board of Supervisors approved a proposal submitted by First 5 Lake to utilize American Rescue Plan Act funding as part of the county's Recovery and Revitalization Plan. The funds will support the development of a grants management, reporting, service coordination database, and additional home-visiting services. This will increase capacity to provide evidence-informed home-visiting to Lake County families with young children.

Lassen

During FY 2021–22, First 5 Lassen invested in the Pathways Home Visiting Program as its primary strategy for achieving its vision that "all Lassen County children will thrive in supportive, nurturing, and loving environments; enter school healthy and ready to learn; and become productive, well-adjusted members of society." As Lassen County continued to recover from the impacts of COVID-19, Pathways Home Visiting Program was able to resume in-person home visits. Virtual home visits were offered when families had concerns pertaining to COVID-19. While the impacts of COVID-19 were not as severe as the prior fiscal year, there continued to be some impact on staffing for Pathways Home Visiting Program and other county service providers. The supplies given to First 5 Lassen from First 5 California were shared among the child care providers who needed them.

The beginning of the fiscal year proved to have additional challenges on families due to the Dixie Fire. For the families that were displaced and unable to go to the emergency shelters, First 5 Lassen delivered up to 50 hot dinners in partnership with Mercy Chefs. In collaboration with the partners of Lassen Links, a resource guide was created to

help families with additional needs that were caused by the Dixie Fire that did not fall under the emergency services. To further the collaboration among local providers, First 5 Lassen continued to work on Lassen Links, the Home Visiting Coordination Funding (HVC) project funded through the First 5 California HVC grant. This collaboration was able to create lassenlinks.org, begin the process of placing the Lassen County Resource Guide on the new website, continue working on a referral and referral follow-up system, and develop plans to onboard additional local partners to create a countywide referral network.

Los Angeles

In FY 2021–22, over half of First 5 Los Angeles' (First 5 LA) 102 contracts supported organizations that carried out systems of care work in Los Angeles County (LAC). Key accomplishments include the implementation of strategies to advance equity, empower communities, and improve systems through data use.

- Equity: First 5 LA grantees supported providers to implement strategies to advance equitable access to quality care by providing trainings and facilitating discussions. One grantee trained more than 400 home visiting providers on Navigating Race, Power, and Privilege to Advance Racial Equity in Family Care Systems. Given the disparities in maternal and infant mortality rates for Black population, the Cherished Futures for Black Moms & Babies program implemented systems-level strategies, including updated hypertension management protocols to improve the safety and experience of black moms/birthing people during childbirth.
- Community Power: First 5 LA is investing in Best Start Communities (BSC) to develop and clarify community change priorities, engage in capacity strengthening activities, and provide opportunities for community members to participate in networks by engaging in advocacy, policy, systems, and environmental change. In some BSCs, Participatory Budgeting has been used as a process for community members to decide together how to allocate and prioritize public funding based on community needs.
- Data Use for Improving Systems: Select areas of LAC implemented the Early Development Index (EDI) to assess children's readiness for kindergarten. In Pomona, EDI data has been incorporated into the citywide planning process to set policy and spending on youth programming. In addition, First 5 LA commissioned a survey to better understand the impact of COVID-19 on families with

young children. Early childhood development professionals saw the findings as a useful tool in modifying programs, developing more effective strategies, and bolstering systems of support for families in the wake of the pandemic.

Madera

During FY 2021–22, First 5 Madera County invested in programs and services aligned to the 2020–24 Strategic Plan. In partnership with the Tzu Chi Mobile Vision, the First 5 Special Project team offered vision screenings to preschool children in Madera County. The program begins with an initial vision screening conducted by school nurses or the Tzu Chi Mobile Vision team. Children identified with concerns are then referred for a comprehensive eye exam to the vision mobile, in partnership with a local volunteer optometrist. Vision screenings were completed on 225 children ages 3 to 5. After completing the eye exam, 38 children needed glasses. The uniqueness of the Mobil Vision is two-fold—once the eye exam is completed, children select their frames and receive eyeglasses on the spot, within an hour. This rewarding service reflects an investment of a little over \$8,000. It is immeasurable seeing the smiles the project has brought to both the children’s and parent’s faces.

This year, the Commission had the opportunity to examine current operational and programmatic processes that safeguard the effective use of funds and resources. Staff embarked on a year-long review of these processes. This review resulted in revamping the grants management guidelines and the creation of a Funded Partner Handbook. Additionally, the Commission engaged in a strategic plan review that informed two procurements released this year. In conjunction with the work dedicated to the grants management policy and handbook, investments were made to support the implementation of two Triple P programs and a Raising a Reader project.

Marin

First 5 Marin County worked closely with the Marin Child Care Council to secure funds (\$525,000) from the American Rescue Plan Act to invest in four child care initiatives. First 5 Marin will serve as the fiscal agent for these funds, and partners will operate/execute the programming. The initiatives include:

- Help Me Grow Developmental Supports and Safety-net Navigation (existing program, see above): Support additional Help Me Grow projects including development of data-sharing agreements; journey mapping of family experience interacting with child-serving systems, and a plan to address identified system barriers; development of Help Me Grow

outreach plan; and development of Help Me Grow sustainability plan.

- Early Childhood Mental Health (existing program, see above): Continue to provide mental health supports to young children in child care settings. Serve additional children and/or child care sites. Provide parent education about early childhood mental health.
- Child Care Initiative Project (existing program): Recruit new family child care providers. Provide training and technical for family child care providers to increase capacity for child care in Marin County
- Teacher Investment Pilot (new program): Provide stipends and other resources for participating child care workers to encourage entry, promotion, and retention in the early childhood workforce.

These projects will be complemented by an investment (up to \$500,000 across two years) from the Marin Community Foundation to support long-term child care planning for Marin County.

Mariposa

During FY 2021–22, First 5 Mariposa’s most significant accomplishment was the School Readiness Program which serves two preschools (Cathays Valley and Lake Don Pedro) located in remote areas of Mariposa County. These two preschools provide an outstanding play-based program that prepares children for kindergarten. The facilities, curriculum, and activities are creative, educational, and focus on developmentally appropriate activities using Science, Engineering, Technology, and Math. This program is free of charge to children who live in Mariposa.

Another highly successful funded program was the instructional aide hired to work in the Mariposa Elementary School Transitional Kindergarten classroom. The instructional aide worked with the reading program/assessments, and she provided extra assistance to children who were having difficulty. Having the aide in the classroom also provided time for the teacher to work with children individually. The class had 25 transitional kindergarten students who ranged in ages from 4 to 5 years. Having an aide in the classroom made it possible for the students to work on enrichment projects.

Mendocino

In FY 2021–22, First 5 Mendocino County continued to build the professional skills of those who work with the county’s youngest and most vulnerable children. This was done through the local county annual State of the Child Conference (hosted by First 5 Mendocino) and a variety of Positive Parenting Program and Community Resiliency Model® trainings, all targeted to decrease the negative effects of Adverse Childhood Experiences and

to further build resiliency. January 2022 celebrated Mendocino County’s annual Positive Parenting Awareness Month with a proclamation from the County Board of Supervisors. In the effort to align with First 5 Mendocino’s new strategic plan and mission, the First 5 Mendocino logo and website was rebranded. The new mission to promote optimal health and development, narrow disparities, and improve the lives of children through education, support, and advocacy was further operationalized through the continuing efforts of the Home Visiting Consortium.

During FY 2021–22, a Family Support Home Visiting Environmental Scan was created and disseminated. The purpose of this scan was to provide a snapshot of the current conditions to examine the supports needed for improved coordination and collaboration. The Home Visiting Consortium continues to identify programmatic needs to further increase enrollment and build family resilience. First 5 Mendocino acts as the community pathway for the program and hosts the referral form used for program participation. Along with updating its strategic plan and mission, First 5 Mendocino adopted an equity statement to ensure that families, children, and communities are protected against racism, oppression, and inequality. It was identified that we must listen and learn from individuals in our community about how to better meet their needs and protect their rights. By doing this, First 5 Mendocino has increased Native American program participation from 5 to 23 percent. First 5 Mendocino is committed to quality improvement and conducting assessments to address needs in the community.

Merced

First 5 Merced implemented the second year of its 2020–25 strategic plan in FY 2021–22. The following are notable successes:

- Investing approximately \$2,740,998 million to support services for 8,375 children, caregivers, other family members, and providers to enhance the five protective factors that promote optimal development and enhance the system for effective family support.
- Funding culturally responsive programming and reached diverse children and families—including over 1,200 English and 1,300 Spanish-speaking children and families.
- Adapting approaches as the COVID-19 pandemic contributed to delays in First 5 Merced County programming. First 5 Merced moved forward with supporting the implementation of direct services and offering capacity building efforts.
- Offering capacity building for the implementation of 2-1-1. This

investment aims to boost access to referrals to services that support the physical and mental health of children and their families. 2-1-1 is operating 24 hours a day, seven days a week with all phone calls between 8 a.m.–5 p.m. answered locally.

- Launching and implementing the Dolly Parton Imagination Library book distribution program. This initiative that is meant to increase children and families' access to books to support daily reading. A total of 15,698 books have been mailed out to 1,347 children from July 1, 2021 to June 30, 2022.
- Launching of the Merced County Office of Education Empower Parents, Help Me Grow, and the Local Aces Coalition. These initiatives support key First 5 Merced County outcomes including enhancing protective factors, reducing adverse childhood experiences, and increasing the number of children enrolled in high-quality early learning settings.
- Hosting The Week of the Young Child with the support of over 40 agencies. In total there were 486 adults, 367 zero- to five-year-old children, and 238 six- to eighteen-year-old children attending the celebration. Of attendees that completed a satisfaction survey 97 percent found the event valuable.

Modoc

In FY 2021–22, First 5 Modoc County continued to focus on collaborative, systems change efforts to bring 0 to 5 program awareness and recognition to the forefront. Efforts specifically focused on bridging system gaps and implementing collaborative systems of care to promote cross-sector sustainability. Collaborative partnerships were built with 6 funded programs serving 451 children and 355 primary caregivers. Efforts included the Tulelake/Newell Family Resource Center which promoted self-sufficiency through service coordination, case management, playgroups, benefits access, and parenting classes. Modoc Harvest Sprouts campaign provided local food education and nutrition to early learning and care settings through expanded classroom and community learning and developmental activities. Modoc County 4-H Cloverbuds offered an experiential program engaging children and families in agriculture and life-skills learning. Dollywood Imagination Library provided monthly age-appropriate books at no cost to families with over 1,450 books. Budding Tree Preschool provided high-quality early education to families not eligible for subsidized programs. Early Mental Health Services provided families with intensive family support through home-based psychotherapy and increased access to therapy for families experiencing crisis.

In addition, the First 5 Modoc Early Learning & Resource HUB helped programs and families connect to systems of support through community outreach and pop-up events at libraries, farmers markets, and health fairs. The HUB helped connect 347 children and 385 caregivers to cross-sector systems, services, and resources within the Modoc region and the state. Services included early education and care connection, health services connection, parenting education, essential needs, and home visiting coordination.

Additionally, First 5 Modoc acted as the county lead and provided direct coaching support to early learning sites and classrooms using the California Center on the Social Emotional Foundations in Early Learning Teaching Pyramid framework for regional professional development.

Mono

In FY 2021–22, First 5 Mono County's two largest investment areas, Home Visiting and the Childcare Quality System, continued to partner with providers and families as an integral component of a comprehensive support system for children ages 0 to 5 in Mono County.

The Home Visiting Program: Welcome Baby and Healthy Families, a Parents as Teachers Evidence-Based Program, deepened partnerships with other family supporting agencies through the Home Visiting Coordination project funded by First 5 California. Activities strengthened relationships resulting in a significant increase in referrals from Mammoth Hospital's Women's Clinic and Northern Inyo Hospital's Labor and Delivery Department. As a result, more families were provided a strong linkage between their healthcare service provider and First 5 Mono's Home Visiting Program.

The Childcare Quality System maintained partnerships and worked towards higher levels of quality with over 70 percent of child care sites in Mono and Alpine Counties and provided over \$30,000 in stipends to 13 sites. First 5 Mono also continued investments in oral health, school readiness, and a safe kids coalition.

Monterey

Throughout FY 2021–22, First 5 Monterey County served 19,250 children, primary caregivers, and providers by directing time and resources to meet the needs of families while advocating for systems change to address long-term inequities. For many years, First 5 Monterey County has included indigenous languages of Mexico such as Triqui, Mixteco, and Zapotec on intake forms. In FY 2021–22, First 5 Monterey County served families from an even wider range of home language backgrounds through the Dual Language Learner project and through a partnership with Quality Matters. First 5 Monterey County continued to invest resources for emergency response and

collaborated with Bright Beginnings, the health department, and others to distribute needed supplies (diapers, wipes, hand sanitizer, face masks, and COVID-19 tests) to families and providers. First 5 Monterey County also continued reflective practice groups for diverse providers/educators that began during the pandemic. These groups enhanced providers sense of connection, protected individuals from secondary traumatization, and promoted program quality. Additionally, First 5 Monterey County provided reflective practice facilitation as part of the Monterey Children's Council meetings to support reflective leadership skills and to build common understandings related to mental health information. First 5 Monterey County also participated in a Building Healthy Communities Monterey County equity cohort. First 5 Monterey County's cohort focused on developing First 5 Monterey County's 2023–2029 strategic priorities. First 5 Monterey County, local community organizations, and local parent advocates participated in this year-long cohort. Parent advocates also served on an action team dedicated to gathering more input from a wider group of Monterey County parents and community members. First 5 Monterey County was also able to expand funding to support the children and families in the county. In FY 2021–22, almost 40 percent of First 5 Monterey County's revenue came from sources other than Proposition 10 funds and included collaborations with local and statewide foundations, philanthropists, and county and state entities.

Napa

In FY 2021–22, First 5 Napa County served as the lead agency for the Home Visitation Coordination grant funded by First 5 California. The grant funding supported the planning phase for organizations working toward a more coordinated and integrated early learning and care system for young children and their families. Partner agencies included Cope Family Center, UpValley Family Centers, Community Resources for Children, ParentsCAN, Child Start, MomSquad, Ole Health, Napa County Public Health, and Partnership HealthPlan of California.

The Family Support and Home Visiting Collaborative reconvened and worked to develop a common mission and vision, developed a comprehensive action plan, and participated in data collection in support of the goals of the planning phase and to prepare the collaborative for future funding opportunities. The Family Support and Home Visiting Collaborative also participated in a professional learning series, Centering Relationships & Trust through Dialog. This three-part virtual dialog series introduced the art of dialog that created an opportunity to share lived

experiences while practicing the skills of cultivating curiosity, empathetic listening, and leading with inquiry.

Through an innovative framework called Liberatory Design, the group revisited values, created new goals, and began to build infrastructure that supports ongoing dialog with stakeholders and advocating for more equitable practices in early childhood leadership. The overall goal of the series was to develop an understanding of the group's different communication styles and complex identities. With a strong connection to anti-bias practices in early learning and care, the group spent time building trust and relationships and its commitment to planning long-term solutions for the challenges they collectively prioritize. The Family Support and Home Visiting Collaborative is prepared to collaborate on future funding opportunities, including anticipated additional investments from First 5 California and local Mental Health Services Act funding.

Nevada

FY 2021–22 was an exciting year for First 5 Nevada County with the launch of a new strategic plan, new contracts, and the implementation of the Persimmony database for client-level and program reporting. The First 5 Nevada County Commission selected two new programs to fund (in addition to several previously funded). With support from the First 5 Nevada County Commission, the KidZone Museum in Truckee continued its good work with families with young children through socialization events, developmentally appropriate activities, and providing valuable local resources to families. Through the Sierra Nevada Memorial Hospital Foundation, the Read Me a Story Program partners with local pediatricians and health clinics to provide books and information to families with young children during each well-child visit. Other contractors continued the good work for which they were funded during previous cycles. Partners in the Tahoe/Truckee area increased in-person services this year, resulting in great enthusiasm from parents and children who had experienced feelings of isolation during COVID-19. These in-person offerings included resuming field trips to the KidZone museum, getting families signed up for library cards, and resuming the Family Room activities that are so beloved by the children. There are some aspects of virtual service delivery that programs have decided to maintain. The parenting workshops in the western part of our county have proven to be successful in person and virtually, and programs enjoy offering take-home activity boxes that families can check out. These boxes promote positive parenting and creative thinking. Internally, commission staff have been actively involved in the Families First Prevention Services Act

Comprehensive Prevention Planning effort. This has been a great opportunity to deepen county-wide collaborative efforts and focus on systems change efforts that will positively support Nevada County's highest-need families.

Orange

A focus area of First 5 Orange County's Strategic Plan is improving systems of care to help families get the most out of well-child visits, developmental screenings, and linkage to services.

- In FY 2021–22, First 5 Orange implemented HealthySteps at three federally qualified health centers, which integrates a child development specialist into the primary care team to promote healthy relationships, foster positive parenting, strengthen early social and emotional development, and ensure access to services that families need, with an emphasis on families in low-income communities. Currently serving nearly 4,000 children at these three federally qualified health centers, First 5 Orange is adding two more clinics serving an additional 3,000 kids in FY 2022–23.
- First 5 Orange also supported a team of Quality Improvement Advisors at Children's Health of Orange County (CHOC) Health Alliance to work with 130 practices to incorporate developmental screening with a validated tool into their workflow and to use the Orange County Children's Screening Registry. The Quality Improvement Advisors effort has resulted in a significant increase in the number of practices doing screening with validated tools, resulting in more children being screened. The percent of practices that were not screening saw a huge improvement, from nearly one out of two practices not using any validated tools to only one out of ten.
- To build a true system approach to developmental screening in Orange County, First 5 Orange worked with partners to form a cross-sector collaborative group that is championing developmental screening and interventions throughout Orange County. Detect & Connect Orange County is comprised of decision makers in organizations such as our managed care plan, Social Services Agency, Health Care Agency, CHOC Children's, American Academy of Pediatrics - Orange County, Help Me Grow, and others.
- In FY 2021–22, Detect & Connect Orange County launched a communications campaign to parents about well-child visits and developmental screens, with a focus on safety during the pandemic. The collaborative also developed

messaging and distributed outreach tools to walk-in clinics and pediatric practices.

Placer

During FY 2021–22, in response to the harmful impact of COVID-19 on children, families, and community-based agencies, First 5 Placer launched two efforts to strengthen systems.

- First 5 Placer applied for and received funding through the California Family Resource Association to support seven local agencies that provide critical services to families and providers who were adversely impacted by COVID-19 and its restrictions. This grant recognized the critical role of Family Resource Centers to address the needs of vulnerable children and families across the state, especially those most impacted by the pandemic. The COVID-19 Family Resource Center Relief Funds addressed family needs and maintained continuity of services and operations during the COVID-19 crisis.
- COVID-19 hit local community-based organizations hard; fundraising efforts were stalled and staff turnover was common. Organizations expressed a need to rethink and refresh their practices. First 5 Placer partnered with the Placer Community Foundation to contract with the Impact Foundry to offer its Certified Sustainable Program to non-profits in Placer County. Critical support agencies, including those that serve families, victims of violence, children in the welfare system, and Native Americans, were provided access to two years of training and support to help strengthen their organizational capacity. As part of the process, key components of successful non-profits were examined. This included Revenue Structure, Operational Framework, Nonprofit Brand & Community Engagement, Cultural Responsiveness, and Change Management. Over the next year, organizations will develop sustainability plans and work toward their goals.

Plumas

First 5 Plumas County works closely with county agencies and community-based partners, leveraging local resources to increase the value of its investments. Primary investments of the commission include home visiting services, behavioral health for families with young children, and support for a county-wide network of family service providers. Highlights of accomplishments that occurred in FY 2021–22 include:

- A total of 64 families were provided with home visiting services. A

total of 428 home-visiting service encounters took place of which a total of 2,797 services were provided. The top services provided to families included parent support, listening and guidance, child development activities, and parent instruction and modeling.

- Seven families received mental health services which included children prenatal through age five, parents, and caregivers, as well as other family members. A total of 100 mental health service encounters took place involving services such as play therapy, therapeutic counseling for both children and adults, and parent support and guidance, as well as couples counseling. For families in which outcomes data was available, all families experienced decreased risk in the areas of safety and risks to self and others, as well as needs and disabilities.
- The Family Strengthening Coalition made progress on several of its priorities. The Family Strengthening Coalition hosted a county-wide summit to share information about programming, established a website to serve as a central hub for family and provider information, developed an online referral mechanism to support greater access to services, created social media messaging to address issues most important to families, and identified a number of funding opportunities to fill critical service gaps.

Last, but certainly not least, First 5 Plumas invested in the development of a new database that will offer it the ability to more comprehensively understand the impact of its services on families in the future.

Riverside

First 5 Riverside County is the fastest growing county in California where all children receive high-quality early learning experiences that prepare them for school and life. Proposition 10-funded Child Care Facilities Landscape Scan Report (2021) finds that Riverside County needs to invest in constructing, expanding, and modernizing more than 2,220 child care facilities to meet the need. First 5 Riverside has historically invested in child care renovation and expansion while supporting the professional development of the early care and education workforce. Building upon Proposition 10 investments, the County Board of Supervisors allocated \$9 million of federal funds for the early care and education workforce retention and recruitment. To align with the State's work on rate reform, First 5 Riverside provided wage enhancements to over 3,100 employees working in more than 1,000 child care sites. Child care facilities

investments of Proposition 10 funds (\$5 million) and federal funds (\$5 million) will increase licensed child care facilities and spaces for infants and toddlers.

Proposition 10 investments in home visiting, behavioral health, Help Me Grow, Family Resource Centers, and HealthySteps promoted an integrated system of prevention and early intervention services in diverse settings. First 5 Riverside's HealthySteps pilot embeds specialists in pediatric primary care teams during the most critical period of brain development. Participating sites reached almost 10,000 children with 40 percent of children requiring referrals for early intervention, mental health, and other family services. First 5 Riverside's engagement with Health Management Associates supports integration of HealthySteps in health plans and supports participating agencies plan for sustainability, thereby influencing strategic positioning of healthcare to maximize return on investments and leverage funds. Riverside County envisions a system that leverages investments to provide families with multiple entry points to care, and equitable access to quality child care.

Sacramento

In FY 2021–22, First 5 Sacramento County funded a Racial Equity Snapshot to support a cross-systems approach to addressing and decreasing racial disparities in Sacramento County by synthesizing key findings from several community organizations working to increase racial equity. To improve these systems, it is imperative to review data on where disproportionate outcomes occur and to identify promising practices which appear to be dismantling barriers. This Snapshot aligned with the Sacramento County Board of Supervisors' goal of dismantling racism and their resolution that racism is a public health crisis; provided a template to highlight promising practices, common obstacles, and strategies to evaluate their progress towards racial equity; and empowered and further built the capacity of the County's child and family initiatives.

The Snapshot includes a "roadmap to racial equity" based on the summary of program accomplishments, future goals and plans, and lessons learned. The recommendations include:

- Community voice in program planning and development and decision-making processes
- Implement culturally responsive programming that is customized to specific client needs
- Monitor population-level data on race and ethnicity to guide current and future needs and to compare to agency/organization-specific outcome data
- Share data about what works in a way that is accessible to a wide range

of stakeholders and community members

- Form multi-sector collaboratives with experts from different systems to create long-lasting systems change
- Utilize the knowledge and experience gleaned from other initiatives, including promising practices, common challenges, and lessons learned
- Establish relationships with policymakers and/or advocates to share organization-level outcomes and "scale up" successful pilots to systemic policy

These recommendations provided actionable insights, which, combined with targeted resources and a shared vision, begin to impact meaningful and long-lasting systems change.

San Benito

In FY 2021–22, First 5 San Benito County and the Family Impact Center continued to provide services and supports to children, families, and providers that addressed the ongoing effects of the coronavirus. For example, through a partnership with nearly 40 other agencies, families and child care providers received weekly deliveries of food and essential items, such as cleaning supplies, diapers, and formula. Families receiving these emergency supplies were also referred to case management or home visiting services if they needed additional support. According to pre-post surveys, families who chose to participate in the case management and home visiting programs demonstrated significant improvement in family functioning, knowledge of parenting and child development, positive parenting practices, feelings of social support, access to concrete supports, and the parent-child relationship. Children in the program also demonstrated improved resilience, as measured by their ability to stay calm and in control when faced with a challenge.

In addition to direct services, First 5 San Benito sponsored and facilitated a multisector collaborative of local leaders. The objectives of the collaborative included improving the capacity of local agencies to understand the impact of Adverse Childhood Experiences on families, and to provide culturally sensitive, trauma-informed care; address complex problems by breaking down silos and promoting communication, collaboration, and alignment within and across service sectors; and provide multiple entry points to the service system with warm handoffs and a collaborative treatment approach to address fragmentation.

The collaborative supported the implementation of the Apricot 360 database to enable a systemwide effective way to track and collect participation, outcome, and referral data. Staff members received training and ongoing support on how to use the system and were able to

effectively utilize the database to record their constituents' participation and progress.

San Bernardino

With the COVID-19 vaccine becoming readily available, families are steadily venturing into the community and seeking resource support. First 5 San Bernardino resumed in-person community events.

During FY 2021–22, the Community Engagement team participated in 39 events throughout the County of San Bernardino. The regular community events were set up with friendly play zones for children ages 0 to 5, providing school supplies, safety kits, Potter the Otter books, and other resources to over 16,000 families, and promoting healthy development and quality early learning.

The Family Community Support Partnership-Expansion, which includes six agencies under the intensive family support initiative to reduce child abuse rates in San Bernardino County implementing Nurturing Family Parenting curriculum in conjunction with structural case management of Family Development Matric, have formed a collaborative – Family and Community of Inland Empire. Over the past three years, the Family and Community of Inland Empire's goal of sustainability and scale worked collectively, applied for funding through outside sources, and received over \$1.3 million to enhance Family Community Support Partnership-Expansion work of reducing child abuse in San Bernardino County.

San Diego

After a challenging year and a half of shut down and consequent shift to virtual or hybrid services because of the COVID-19 pandemic, many First 5 San Diego providers returned to offering in-person services during FY 2021–22. The evaluation of First 5 San Diego programs adapted during the height of COVID-19 to document and understand the challenges providers and families were facing in giving and receiving services virtually, while navigating unprecedented day-to-day life challenges.

During FY 2021–22, amidst ongoing COVID-19 challenges and record high inflation, First 5 San Diego providers also contended with stagnant funding levels, increased costs to serve the same children, and staffing and workforce retention issues across many funded providers.

During FY 2021–22, in an effort to reach the broadest segment of the San Diego County population, First 5 San Diego participated in three joint media campaigns with the County of San Diego Public Health Department. These campaigns included:

- *Talk. Read. Sing.*[®], which promoted early childhood literacy and encouraged parents and caregivers

to talk, read, sing, and be active with their children. This campaign achieved more than 77 million gross impressions.

- San Diego Swim Safer campaign, which promoted public education geared toward increasing knowledge of the dangers of unsafe swimming, drowning prevention methods, and where to access swimming lessons. The campaign achieved more than 31 million gross impressions.
- Hooray! for Reading campaign, which promoted early childhood literacy and resiliency, and encouraged parents to make reading a part of their daily routine. This campaign achieved 28 million gross impressions.

San Francisco

For over two decades, First 5 San Francisco County has invested in the county's youngest children, their families, and the providers who work on their behalf with a mission that all children will thrive and start school ready to learn.

Investments in the Quality Connections Quality Rating and Improvement System serve approximately 6,000 children in more than 400 participating early care and education sites. Centers and families experienced acute disruptions in their ability to provide and utilize care as a result of the COVID-19 pandemic.

San Francisco was able to add \$10 million in child care funding, equating to approximately 700 enrollment slots, to help decrease the cost of care for families returning to the workforce and address the city's significant capacity constraints in the face of social distancing requirements. Financial and operating supports were also provided to early care and education sites so that they could remain open in the face of fluctuating and unpredictable enrollment numbers.

The Family Resource Center Initiative pivoted all services to remote and virtual modalities, and throughout the year they continued to provide a multitude of opportunities for social connection and vital basic needs assistance by distributing food, diapers, and household supplies. Prevention and intervention services such as parent education, parent/child playgroups, and case management reached approximately 7,500 children and parents; thousands more families received basic needs assistance. San Francisco's Help Me Grow initiative and partners were able to resume developmental screening supports, resulting in over 3,000 children receiving a developmental screen in their child care setting, pediatric office, or family resource center. On-site inclusion supports and care coordination were provided to 248 children who had some level of risk identified as a result of their screening.

San Joaquin

First 5 San Joaquin County responded to the needs of the pandemic by expanding home visitation and other support services. With increases in multigenerational households, First 5 San Joaquin recognized grandparents offered child care to many families.

In FY 2021–22, the IMPACT Family, Friend, and Neighbor initiative trained 242 grandparent Family, Friend, and Neighbors who cared for 295 children (62 percent toddlers/infants). Roughly 60 percent of Family, Friend, and Neighbors spoke a language other than English. Family, Friend, and Neighbors reported increased knowledge and engagement with their grandchild—87 percent had a deeper understanding of child development, and 84 percent were more knowledgeable of support services. Additionally, First 5 San Joaquin started the FamilyWORKs home visitation program in 2019 and initiated the JourneyWORKs substance abuse prevention program and HousingWORKs housing support program in 2020.

WORKs programs target different facets of a family's life—parenting/child development, employment, substance use, mental/behavioral health, housing—to help CalWORKs parents achieve self-sufficiency. From 2019–21, 781 families participated in a WORKs program. FamilyWORKs participants demonstrated gains in job search and readiness skills—98 percent felt more confident in knowledge about their child's development and more connected to support services, and 90 percent felt less stressed. Of the 213 families who participated in HousingWORKs between January 2020 and December 2021, 39 percent found housing, and 80 families received support services. Ninety-one families participated in more than one WORKs program. Families participating in more than one program were more likely to be housed. Another area of concern impacted by the pandemic was access to dental care. San Joaquin TEETH played a critical role in care coordination, helping families find a dentist to meet children's needs.

In FY 2021–22, 480 children received dental services or oral health care coordination. First 5 San Joaquin also leveraged resources with Public Health Services Oral Health Program to expand social media campaigns and develop educational materials, including oral health provider kits.

San Luis Obispo

In a continued effort to alleviate child care challenges on the Central Coast, First 5 San Luis Obispo County partnered with community stakeholders on a collaborative study to examine options for local government to be an actor in building quality child care capacity in San Luis

Obispo County. As a result of advocacy work through the "We are the Care Initiative," more than \$3 million in American Rescue Plan Act dollars were allocated to child care providers/business owners, child care support to families, and/or the overall child care system in San Luis Obispo County.

In partnership with the County of San Luis Obispo and the San Luis Obispo Chamber of Commerce, First 5 San Luis Obispo County established a Family-Friendly Workplaces Program to help businesses hire and retain employees, support working parents, and bolster the economic vitality of the local communities. First 5 San Luis Obispo amplified this piece of the child care puzzle by way of its monthly "Hands-on Hero @Work" award honoring family-friendly employers, highlighting their positive practices and policies, and encouraging other private and public sector organizations to follow suit.

On the pandemic recovery front, First 5 San Luis Obispo funded two Basic Needs Direct Support initiatives through local nonprofits – Community Action Partnership of San Luis Obispo County and the Link Family Resource Center, who collectively helped ease the burden of nearly 400 already-struggling families who faced extreme inflation with gas, food, and rent. Similarly, the Mental Health Services Act-funded 3 by 3 Developmental Screening Partnership supported two local pediatric practices in their work to increase developmental screening and referral rates, and to build increased family/provider awareness of social-emotional needs in young children, many of whom are experiencing higher levels of distress due to COVID-19 impacts. The project also sparked more conversations with pediatricians and families about the family mental health in the context of early childhood, and the importance of building cohesive early intervention support systems.

San Mateo

During FY 2021–22, First 5 San Mateo County maintained its multi-faceted investments in programs supporting all aspects of a child's early years, including Quality Early Learning; Healthy Development; Resilient Families; and Policy, Advocacy, and Communications. Supported by \$4.6 million in community investments, funded partners served over 10,750 children, parents, and providers. Highlights include:

Securing \$4.1 million in American Rescue Plan Act funding for grants to support child care programs, and \$2.5 million for Out-of-School care. These grants were approved by the Board of Supervisors to shore up the early learning sector as COVID-19-related challenges continue to impact staff and families.

Recruiting three critical County agencies—Child Welfare Services, the San

Mateo County Office of Education, and Behavioral Health and Recovery Services—to participate in the second wave of First 5 San Mateo's Trauma and Resiliency Informed Systems Initiative involving a Trauma-Informed Organizational Practices Assessment, organizational coaching, and cross-agency training cohorts. Collectively, these agencies employ approximately 1,000 staff and serve many of San Mateo's most vulnerable families with young children.

Completing the Home Visiting Landscape Scan and Needs Assessment, generating information about the myriad programs offering home visiting services in San Mateo County, their eligibility requirements, populations of focus, service models, and opportunities for increased collaboration and coordination to enhance these services.

Initiating an evaluation of the Family Engagement Systems Building efforts, which includes a survey of Family and Community Engagement practitioners, focus groups with thought leaders and practitioners to further develop insights into the strengths of this sector and opportunities for growth, and a network analysis to build understanding of the relationships between the varied organizations doing this work.

Santa Barbara

In FY 2021–22, First 5 Santa Barbara County invested \$3,808,206 in programs and services for 8,072 children, 884 primary caregivers/family members, and 1,479 providers/professionals. Investment strategies included Early Learning Initiatives to local school districts, Family Literacy and Book programs, the Dual Language Learner Pilot Study, family support programs, communications and policy development, as well as systems change, innovation, and capacity-building grants. Two of the most notable achievements this year were:

Early Learning Initiatives: First 5 Santa Barbara and its University of California, Santa Barbara Evaluation Team worked with nine local school districts on the development and/or implementation of their Early Learning Initiatives that aim to improve continuity between the early care and education and K–12 systems and reduce income-based opportunity gaps among young, at-risk children. The goal of all Early Learning Initiatives is to expand efforts to improve children's social-emotional and cognitive development and thus promote kindergarten readiness and early elementary school success. School districts participating in this project administered the Kindergarten Student Entrance Profile to incoming kindergarten students and results from the FY 2021–22 school year showed that 25 percent of students screened in the county were "Ready to Go" for school.

Help Me Grow Santa Barbara County: In July 2021, a four-year development plan for implementation of the National Help Me Grow model began in Santa Barbara County under the direction of Alpha Resource Center. Through Help Me Grow Santa Barbara County, children will benefit from an organized system of community resources to help them thrive, including early screenings to ensure early identification of developmental challenges, parent education and support, quality learning experiences and systems navigation. Families and providers will receive follow-up to ensure families access resources and support when and where they need it. The first pilot will begin in early 2023 in the Guadalupe community, followed by implementation in Lompoc.

Santa Clara

In March 2020, First 5 Santa Clara County launched a COVID-19 Relief effort leveraging existing funds and systems to support communities using their network of partners. First 5 Santa Clara has leveraged \$11,845,786 for COVID-19 relief efforts. The Family Strengthening and Support Initiative tracked their safety net support efforts using the Needs Tracker (<https://first5kids.org/safety-net-supports/>) across family resource centers. Over 16,200 total needs were recorded since March 2020 with the top needs mentioned by families being food (4,654), followed by diapers (3,438), activities for children (2,825), and toiletries (2,370).

First 5 Santa Clara organized curbside distributions at over 24 community sites where families could pick up food, calming kits, resource guides (provided in English, Spanish, and Vietnamese), diapers, formula, and personal protective equipment. A total of 4,656,960 diapers and 35,232 formula cans were distributed to families. Financial, housing, and child care were also commonly described needs.

To support the stabilization of child care for the community, the Early Learning Initiative launched the Family Child Care Stabilization program which awarded more than \$5.2 million to 528 Family Child Care Home projects. In addition, using these funds, full year scholarships were awarded to 40 families who were residing in the City of San Jose, and 17 subsidized classrooms expanded their care ultimately serving over 200 families. The Health and Wellness Initiative oversaw and distributed 659 calming kits to parents and providers to promote coping and calming. In addition, 21,497 personal protective equipment was provided, and 51,229 period products were distributed to families.

In conclusion, First 5 Santa Clara was able to respond quickly to support the needs of the children, families, and communities they serve and leveraged funds in order to provide a wide net of support. Findings of these efforts were

presented at the Santa Clara County Children's Summit as well as the 2021 American Public Health Association Conference.

Santa Cruz

The Baby Gateway Newborn Enrollment Program supports mothers and their newborns at all three Santa Cruz County hospitals by providing Medi-Cal enrollment assistance, linking newborns to a medical home, and offering First 5 California's *Kit for New Parents*, all during a visit from a Newborn Enrollment Coordinator before leaving the hospital. The program also expanded partnerships with key agencies to offer additional supports to families.

Connection to medical care: In FY 2021–22, 98 percent of all mothers had a newborn visit, and 97 percent received a *Kit for New Parents*. Of all mothers with Medi-Cal births, 98 percent were assisted with completing an application for their new baby, and 99 percent chose a primary care provider for their child.

County programs: First 5 continued assisting with two county programs, which the Newborn Enrollment Coordinators incorporated into their visits: the state-wide Student Identification number created for newborns by the County Office of Education, used to support the social, emotional, and academic development of children from birth through 12th grade; and Ventures' Semillitas savings account program for newborns, with incentives throughout childhood to save money to be used for college or vocational education after high school.

Access to food: The COVID-19 pandemic has many families in the community struggling with access to food. The Newborn Enrollment Coordinators provided families with resources to apply for the CalFresh and Women, Infants, and Children programs.

Lowered emergency department use: This program may have an effect on the use of the emergency department for very young infants, and particularly those covered by Medi-Cal. Since the launch of this program at Watsonville Community Hospital, the number of infants on Medi-Cal who visited the emergency department dropped 69 percent by 2021.

Summary: Through these efforts, the program is helping increase access to affordable quality health care for newborns and improve overall maternal, child, and infant health.

Shasta

First 5 Shasta County worked with partner organizations in the Network of Care around Adverse Childhood Experiences (ACEs) education, screening, and intervention.

Completed ACEs Aware Planning grant and expanded Pediatric ACEs and Related

Life-events Screener to over 300 parents and families.

Expanded ACEs screening to additional departments in Shasta Community Health Center and increased the number of referrals to support services to mitigate the effects of toxic stress.

Leveraged and expanded existing infrastructure within the Network of Care to serve more members of the community.

Families can work with a highly trained Parent Partner and engage in programs like Parent Cafes where they receive parenting education and are supported in building social connections with other families, which is critical to building resilience. Additionally, First 5 Shasta was able to identify children with developmental delays because they were referred to a Parent Partner and given the Ages & Stages Questionnaires®, Third Edition and/or Ages & Stages Questionnaires®: Social-Emotional through Help Me Grow Shasta. Help Me Grow Shasta completed 556 developmental screenings for children ages 0 to 5 and provided referrals and case coordination services to over 1,800 children and families. To date, Help Me Grow Shasta has served more than 2,800 children ages 0 to 8 and their families. The Help Me Grow collaborative organized and presented the Champions for Children event, reaching more than 1,000 parents/caregivers and children ages 0 to 8.

First 5 Institute presents the highest quality trainings and resources to providers of services to children ages 0 to 5 and their families. First 5 Institute also provides access to high-quality early literacy programs and material by funding community "Storytimes," which provide young children and their families access to high-quality early literacy material and an opportunity for social connections. First 5 Institute funded four Storytime sites which directly served 771 children ages 0 to 5. First 5 Institute presented six trainings, including a well-attended Implicit Bias training, and 12 Smart Starts & Smart Lunches.

Sierra

In 2021–22, the First 5 Sierra professional development program was a great success. There was 100 percent participation where all of Sierra county's early childhood educators took part in a minimum of 21 hours of continuing education and early childhood education courses, including Trauma Informed Care training. Participants reported improved professional skills, tools, and motivation which has positively impacted the quality of Sierra County's early education system. Because of the uniquely small population in Sierra County, there is no federally funded Head Start program or state-funded preschool. That is why the First 5 Sierra preschool tuition subsidy program continues to be the most successful

achievement. This program supports working families, most of whom would not be able to send their children to preschool without tuition assistance. Investing in a program where all children living in rural communities can attend preschool ensures that Sierra County children will start school with the best preparation and with the least disparity.

First 5 Sierra provided backpacks, schools supplies, and bilingual (Spanish/English) materials to all children in preschool and those entering Transitional Kindergarten or Kindergarten, which was highly appreciated by schools, parents, and children. The crisis brought by the pandemic affected the normal functioning of all caregivers and child care providers. First 5 Sierra was the first public agency in Sierra County that distributed COVID-19 rapid test to families when it was needed the most. Child care providers received additional funding to cover closures and lost wages for COVID-19 relief. As a result, all child care providers remained open for business. These efforts addressed the highest need of Sierra County's 0- to 5-year-old children and their families, which is accessible, consistent, high-quality child care/preschool.

Siskiyou

First 5 Siskiyou County is the fifth largest county in California, geographically. Families from remote areas have had limited internet access, and making trips out to town to access services on narrow roads can be daunting for those without reliable transportation, especially in the snowy and icy conditions of winter.

To bring services to families, First 5 Siskiyou adopted Ready4K, an evidence-based, trauma-informed parenting education program. This text-based program seeks to reduce disparities by promoting access to parenting information and connecting parents to local resources in their part of the county. The co-funded Mental Health Services Act Ready4K launch was a true cross-systems collaboration, with family resource centers, schools, libraries, health care providers, and county agencies helping promote enrollment, and create resource updates for families.

In FY 2021–22, Ready4K reached 458 parents representing 378 children ages 0 to 5. Families living in 19 ZIP Codes, including sparsely populated areas of Forks of Salmon, Somes Bar, and Scott Bar, received 29,719 texts with community resources. Families have given overwhelming positive feedback, with 90 percent of families surveyed (n=82) reporting they felt more connected to their communities and are grateful to be linked to concrete supports, such as food and emergency supplies. Ready4K has also met a community need for parenting resources. Families of children ages 4

and 5 (58 percent) and ages 2 and 3 (38 percent) received 22,503 Ready4K texts with parenting tips and activities. Over 90 percent of parents said they better understood their child's emotions and behavior, and 86 percent felt better equipped to help their children learn coping skills.

First 5 Siskiyou's Ready4K program braided with local family resource centers is based on principles of equity and systems change and bridging connections with extremely remote communities. In counties such as Siskiyou, with weaker technological and physical infrastructure, Ready4K has proven to be a success in helping reduce isolation and enhance parents' protective factors.

Solano

The new Fairfield First 5 Center, in partnership with the City of Fairfield and First 5 Solano County, is launching a second First 5 Center which is slated to open in July 2024. Based on the success of the Vallejo First 5 Center, Assemblymember Jim Frazier successfully advocated for \$2 million from FY 2021–22 California State Budget to support this project for First 5 Solano.

In May 2022, the City of Fairfield entered a Memorandum of Understanding with the First 5 Solano Children and Families Commission for the establishment of a Fairfield First 5 Center at the new Fairfield North Texas Recreation Facility. This facility is located adjacent to the census tracts in the City of Fairfield with the highest levels of child poverty. The facility will include a full-service park, sports fields, open spaces, and an inclusive playground for the community. First 5 Solano provided the \$2 million dollar allotment that was received from the state budget to go towards this building project. These funds will offset the costs of building a new community center which will be provided for use by First 5 Solano as the Fairfield First 5 Center. First 5 Solano will lease the property for no greater than the cost of operating the building (e.g. utilities, maintenance, etc.).

Sonoma

FY 2021–22 included many great achievements for First 5 Sonoma County. The year started with the new strategic plan implementation period 2021–2025 and was filled with transitions and strong systems building efforts. Some funded programs were new and just beginning implementation, while other programs held a long-standing history in the community. A few notable highlights include hosting the Positive Parenting Program trainings in Spanish for the first time, convening a successful culturally responsive advisory group for the curriculum development of New Parent TLC (Talk, Link, Confirm), and significant planning in the Home Visiting Coordination grant from First 5 California.

Staff and partners initiated over 355 Child College Savings Accounts before the fiscal year ended. The team and funded partners supported extensive professional development opportunities for local child care providers, specifically in the area of dual language learner support, trauma informed care, and equity and inclusion. *Teachers Acquiring Language Learner Knowledge* project scaled its efforts to provide professional development in supporting dual language learners by working with their first cohort of ten coaches across six local agencies. The Dual Language pilot project was successfully completed. The project contained systems-level strategies, including a communications campaign and strategies to support early learning providers as well as professional development and coaching on evidence-informed strategies and the home language interview, and strategies to support families, including book campaigns, books at well-child visits, and the implementation of the Abriendo Puertas Program.

Partners navigated through the ongoing pandemic and worked to continue to offer high-quality impactful professional development opportunities. A total of 59 professional development opportunities were offered to 331 participants, totaling over 2,000 hours of professional development. Through the year, the majority of First 5 Sonoma partners were able to return to in-person services and meet the needs of the community.

Stanislaus

It is the mission of First 5 Stanislaus to be a catalyst to help give children and families the best start. This commitment remained ever important when met with the lingering impacts of the COVID-19 pandemic during this past year.

First 5 Stanislaus partner organizations reach thousands of the most vulnerable members of the community each year. In FY 2021–22, First 5 Stanislaus continued to work with its funded partners to ensure services would be delivered to the community in safe ways that allowed children and families to remain connected to their support systems and basic needs when they were most needed. Partners continued to offer services by phone, virtually, drive-through formats, and in-person when safe.

Through its partnership with a network of 12 local family resource centers, First 5 Stanislaus invested \$120,000 of emergency funding into the local community for basic human needs and support in response to the COVID-19 pandemic. Over 4,100 individuals impacted by the pandemic received assistance such as housing and utility payment relief, grocery assistance, cleaning supplies, or other basic needs. Even in the face of the persisting COVID-19 pandemic restrictions and resulting challenges, First 5 Stanislaus funded

partners were able to make a significant impact with the children and families they served. The parents of 6,846 children received family support services through countywide family resource centers or other programs. The caregivers of 1,051 children attended parenting classes and increased their parenting skills and knowledge. Seventy-seven percent of families of children ages 0 to 5 (1,155/1,507) increased the time spent reading with their children at home after receiving literacy services. Over 1,500 children ages 0 to 5 who received literacy services received a book to build upon the skills they and their families learned.

Sutter

Sutter County Children & Families Commission received Adverse Childhood Experiences (ACEs) Aware planning grant in 2020, used to build and strengthen a Network of Care to counter the effects of toxic stress on families and children. Following a needs assessments conducted in the prior year, the remaining funds were used to build a local FindHelp online platform to support countywide awareness to available resources and bidirectional hub for referrals to services. To continue the achievements gained in the prior year, First 5 Sutter also added ACEs screenings to events and initiated a community crisis response program—"Handle with Care." To increase ACEs education/resources, Peach Tree Health and Feather River Tribal Health facilitated access to provider training and trauma-informed care materials. An ACEs screening booth was added to Help Me Grow events. Families now complete ACEs and Pediatric ACEs and Related Life-events Screener (PEARLs) assessments and receive referrals online via a Peach Tree Health secure dashboard for therapists and clients.

First 5 Sutter also partnered with law enforcement, educators, and mental health providers to lay the groundwork for the trauma-informed community crisis response initiative, "Handle with Care." The program supports children exposed to traumatic events requiring police involvement. It aims to ensure cross-context continuity of care through real-time, police-school communication and staff training.

In sum, First 5 Sutter partnerships made substantial contributions toward community resilience, investing in systems of care for families and children.

Tehama

First 5 Tehama continued to expand services focusing on trauma-informed care, increasing resilience through protective factors, and early literacy. The most notable and impactful theme was connection. System wide efforts resulted in two new program pilots: early in the strategic planning process, a barrier in accessing parenting courses timely

and efficiently for families was noted; in response, First 5 Tehama secured external funding to launch Positive Parenting Program, an eight-week evidence-based parenting course. Historically, community members have reported "this is too expensive for us" or "Positive Parenting Program isn't made for small rural counties." Dismantling this narrative, First 5 Tehama successfully supported five Positive Parenting Program trainers (three bi-cultural, bilingual).

Tehama funds the School Readiness Home Visitation and Help Me Grow program to ensure that there is no barrier for entry point for any child. Notably, families have improved both family functioning and child health, and increased social connections.

Regarding medical health, 98 percent of children participating in home visiting had medical services. To better understand the impact, the Parenting Interactions with Children Checklist of Observations Linked to Outcomes was adopted showing the positive impact on families. The difference between the pre- and post-tests were statistically significant for all domains, including Teaching, Responsiveness, Encouragement, Affection.

Through a partnership with the local department of education and cradle-to-career collaborative, First 5 Tehama facilitated eight Health and Wellness webinar series, attended by 183 community educators learning about timely topics, such as resilience, equity, social emotional wellbeing, and flow. Two of these eight webinars were offered in Spanish and focused on mind and body strategies for resilience. One participant shared, "As a home visitor, I have been to many amazing trainings, and this was the first time it felt like it was just for me. I almost cried when I realized it was in Spanish."

Trinity

The First 5 Trinity County Children and Families Commission invests in a variety of services aimed at supporting children prenatal through age five and their families. Primary investments include School Readiness Playgroups. The Trinity County Office of Education provides pre-Kindergarten programs at various locations throughout the county. The pre-Kindergarten school readiness program offers structured playgroups using a nationally recognized curriculum aimed at preparing children for the academic, social, and emotional rigors of kindergarten. The school readiness program also provides health-related supports to ensure that children are healthy upon kindergarten entry. Lastly, the program offers parenting and family literacy activities to support parents and caregivers as their child's first teacher.

Tulare

First 5 Tulare County's vision is that all Tulare County children will thrive in supportive, safe, loving homes and neighborhoods and will enter school healthy and ready to learn. In FY 2021–22, all funded programs served 23,954 parents and children. A highlight for First 5 Tulare was the Goshen Family Resource Center. Needs continue to grow in Tulare County. This year, First 5 Tulare was fortunate to add another family resource center in the community of Goshen via its partnership with Family Services of Tulare County. The community of Goshen is a hard-to-reach area due to proximity and lack of services. The Goshen Family Resource Center aims to help families build on their strengths and capacities, serve as a hub for the community, and offer help without stigma. The Goshen Family Resource Center has been successful in securing grant funding for diapers for families, and this has served as an anchor to enhance services they offer to their community. The diapers were also utilized to hold diaper drives for families and thus securing a robust engagement. First 5 Tulare County funds were utilized to expand services, and the Goshen Family Resource Center is now flourishing with partners ready to serve the community.

In FY 2021–22, the Goshen Family Resource Center served 98 families with case management services, exceeding their target goal for their first year of programming. In addition, they linked 587 families to food services, 43 to dental services, and 55 to medical services; and 43 families were screened using the Adverse Childhood Experiences screening. The Goshen Family Resource Center is now a staple in the community, and their energy for engaging families is contagious.

Tuolumne

First 5 Tuolumne County provides leadership and support for programs to achieve the vision that all children are healthy and ready to learn.

First 5 Tuolumne invested \$729,998 in the FY 2021–22, providing services to roughly 1,800 young children, parents, and providers. Although First 5 Tuolumne faced significant challenges due to COVID-19, programs and staff adapted and found creative and innovative ways to stay connected to local families, many of which have permanently improved the systems of delivery. First 5 Tuolumne's main focus areas are:

Improved Family Functioning: Staff at First 5 Tuolumne Family Learning Center responded to the needs of families by delivering a total of 106 cases of diapers and 33 cases of wipes to families in need.

Improved Child Health: First 5 Tuolumne's Smile Keepers Oral Health program provided oral health screening and education to 252 children and 353 parents. This year, First 5 Tuolumne offered the Ages & Stages Questionnaires® online

and made it available across the county.

Child Development: Tuolumne County invested \$258,000 to improve the quality of early care and education providers and sites. This was done by investing in professional development stipends for providers who participate in continuing education and/or coaching.

Improved Systems of Care: First 5 Tuolumne is excited to have built the foundation for starting Help Me Grow in Tuolumne. That program began in fall 2022.

This was the fourth year First 5 Tuolumne invested in the Imagination Library, and there are 700 children currently enrolled. Since 90 percent of a child's brain develops before the age of five, it is vital to invest in families and encourage them to talk, read, and sing to their children every day. We are confident the Imagination Library will help.

Ventura

First 5 Ventura County's FY 2021–22 investments continued to be directed towards designated direct services and systems integration, advocacy, and building organizational capacity in order to strengthen the overall early childhood system of care. The investments in direct services include the continuation of the Neighborhoods for Learning initiative and programs that provide linkage to resources and early intervention countywide. In FY 2021–22, the First 5 Ventura commission began in-house implementation of the Neighborhoods for Learning, rather than contracting out the services. The Neighborhoods for Learning is a place-based service model whereby service sites are located in high-need neighborhoods so that families can access services more easily. Services include:

Parent and Child Together programs, primarily for families with children ages prenatal to three.

Family support services targeting the broader group of ages prenatal to five. First 5 Ventura launched a Shared Services Alliance two-year pilot to strengthen the fragile business model of family child care providers through access to an online child care business management system "Wonderschool," enhanced business advisement, and technology stipends.

First 5 Ventura actively partnered with the Ventura County Human Services Agency, Children and Family Services on the development of the Ventura County Prevention Plan and, as a result, the Neighborhoods for Learning initiative has been identified as a building block for creating a countywide wellness system for children and their families. First 5 Ventura continued to refine the in-house implementation of Help Me Grow and launched a new www.HelpMeGrow.org website, making it easier to navigate, allowing parents, providers, and the community to access relevant information, including online developmental screenings.

Significant strides were also made with the Commission's parent engagement strategy, which is built upon a national model, in collaboration with the Center for the Study of Social Policy's Early Childhood Learning and Innovation Network for Communities.

Yolo

In FY 2021–22, First 5 Yolo expanded its focus on prevention and more complex systems transformation to address COVID-19 impacts. Achievements included improving maternal and child health, helping families avoid the need to enter Child Welfare Services, building family resiliency, screening and support for early childhood mental health, stabilizing underserved child care providers, and continuing public health support with vaccine education and clinics, and concrete supports to families and providers.

Together with direct service providers and funding partnerships, First 5 Yolo expanded its largest systems initiative. The CHILD Project: Road to Resilience focused on high-risk perinatal families and inclusive of behavioral health and parenting supports. Road to Resilience fuses medical and social services with in-clinic/in-home navigation and, at a time when local and statewide data indicated significant pandemic-related backslides in maternal and child health, supported critical health markers (child immunizations, pre/postnatal and well child visits) at rates greater than 30 percent higher than those not served by the program.

Building on the infrastructure of Road to Resilience, First 5 Yolo received American Rescue Plan funding to add

Welcome Baby, an effort opening access to postpartum nurse and Community Health Worker visits to all MediCal families and expanding intensive Road to Resilience home visiting. Welcome Baby launched in March 2021 and quickly reached an 85 percent enrollment rate, with families themselves identifying services as needed and wanted. Welcome Baby is planned for three years of American Rescue Plan funding, while First 5 Yolo seeks sustainability with new Community Health Worker MediCal benefits and CalWORKS Home Visiting, among other sources. Welcome Baby and Road to Resilience connects all families to First 5 Yolo's Help Me Grow program, a key component of Adverse Childhood Experiences Aware work in Yolo County. In FY 2022–23, First 5 Yolo will implement a Childcare Recovery Package with American Rescue Plan funding, leveraged with First 5 Yolo's Improve and Maximize Programs so All Children Thrive work to provide infrastructure and support grants to child care providers.

Yuba

In FY 2021–22, First 5 Yuba County invested in local family serving agencies to strategically build agency capacity and grow infrastructures to create a more sustainable workforce. Braiding resources, First 5 Yuba spearheaded several professional growth opportunities that center learning, engagement, staff wellness, equity, and a trauma-informed approach. Key to this work was ensuring participants benefiting from these opportunities were those directly

working with families (i.e., home visitors, child care providers, early educators, and counselors). In depth learning experiences were provided both in person and virtually and included professional learning communities, workshops, group coaching, and conference sessions.

Learning communities provided brief education for front-line staff on a variety of topics, including motivational interviewing, home visiting safety, self-care, and substance abuse, in addition to a space for connection and comradery among other professionals. Coaching sessions provided more detailed practices centered on child development, wellness, and trauma-centered approaches. Full day, in-person conferences brought subject matter experts from across the nation to discuss neuroscience and human development. Cross-sector partners (i.e., social services, home visitors, education, probation, and behavioral health) were brought together and engaged to better understand neuro plasticity, co-regulation, and specific tools to support families and rewire their nervous system for safety and connection. Testimonials from participants, leaders, and staff confirmed that these capacity-building opportunities were highly valued, effective, and essential to growing the next generation of early educators and those serving families with young children. First 5 Yuba is devoted to ongoing investments in the wellness and professional advancement of staff to continue growing and retaining a productive and diverse workforce and build sustainable systems that ensure young children thrive.



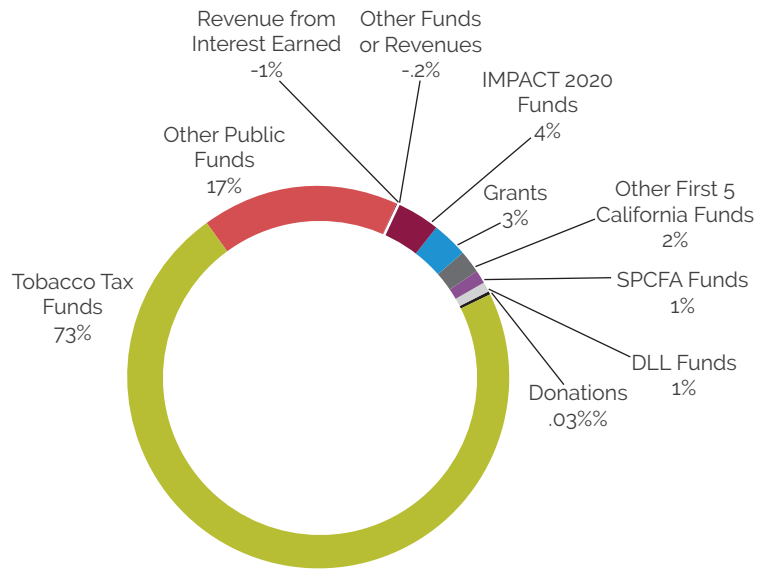
APPENDIX A: NUMBER OF SERVICES AND EXPENDITURES BY RESULT AREA AND SERVICE TYPE, FY 2021–22

IMPROVED FAMILY FUNCTIONING										
Result Area and Service Type	Children	Primary Caregivers	Providers	Total Primary Caregivers and Providers	Total Number of Services	Percent of Services in Result Area (1)	Percent of Total Number of Services (1)	Total Expenditures for Services	Percent of Service Expenditures in Result Area (1)	Percent of Total Expenditures (1)
Family Literacy and Book Programs	164,545	246,375	1,194	247,569	412,114	49%	29%	\$4,122,638	4%	1%
General Family Support	109,759	248,402	39,140	287,542	397,301	47%	28%	\$64,810,161	68%	18%
Intensive Family Support	11,202	14,916	1,956	16,872	28,074	3%	2%	\$26,366,654	28%	7%
Total Improved Family Functioning	285,506	509,693	42,290	551,983	837,489	100%	60%	\$95,299,453	100%	26%
IMPROVED CHILD DEVELOPMENT										
Result Area and Service Type	Children	Primary Caregivers	Providers	Total Primary Caregivers and Providers	Total Number of Services	Percent of Services in Result Area (1)	Percent of Total Number of Services (1)	Total Expenditures for Services	Percent of Service Expenditures in Result Area (1)	Percent of Total Expenditures (1)
Early Learning Program Direct Costs	26,084	4,461	3,704	8,165	34,249	20%	2%	\$17,028,637	23%	5%
Quality Early Learning Supports	73,890	21,235	46,019	67,254	141,144	80%	10%	\$56,688,100	77%	15%
Total Improved Child Development	99,974	25,696	49,723	75,419	175,393	100%	13%	\$73,716,737	100%	20%
IMPROVED CHILD HEALTH										
Result Area and Service Type	Children	Primary Caregivers	Providers	Total Primary Caregivers and Providers	Total Number of Services	Percent of Services in Result Area (1)	Percent of Total Number of Services (1)	Total Expenditures for Services	Percent of Service Expenditures in Result Area (1)	Percent of Total Expenditures (1)
Early Intervention	104,404	37,761	7,318	45,079	149,483	39%	11%	\$30,603,221	28%	8%
General Health Education and Promotion	19,717	50,495	4,713	55,208	74,925	19%	5%	\$5,374,510	5%	1%
Oral Health Education and Treatment	36,672	15,243	393	15,636	52,308	14%	4%	\$3,055,190	3%	1%
Perinatal and Early Childhood Home Visiting	37,334	54,457	161	54,618	91,952	24%	7%	\$64,870,191	60%	18%
Prenatal and Infant/Toddler Pediatric Support	10,790	4,988	124	5,112	15,902	4%	1%	\$3,989,301	4%	1%
Total Improved Child Health	208,917	162,944	12,709	175,653	384,570	100%	28%	\$107,892,413	100%	29%
Total Client Service Counts	594,397	698,333	104,722	803,055	1,397,452					
IMPROVED SYSTEMS OF CARE										
Result Area and Service Type	Children	Primary Caregivers	Providers	Total Primary Caregivers and Providers	Total Number of Services	Percent of Services in Result Area (1)	Percent of Total Number of Services (1)	Total Expenditures for Services	Percent of Service Expenditures in Result Area (1)	Percent of Total Expenditures (1)
Emergency and Disaster Relief								\$3,981,537	4%	1%
Policy and Public Advocacy								\$34,947,075	37%	9%
Systems Building								\$54,472,437	58%	15%
Total Improved Systems of Care								\$93,401,049	100%	25%
Grand Total								\$370,309,652		

2 Totals may not equal 100 percent due to rounding.

APPENDIX A1: REVENUES BY SOURCE, FY 2021-22

Tobacco Tax Funds ⁽¹⁾	\$304,486,852
IMPACT 2020 Funds ⁽²⁾	\$17,257,060
SPCFA Funds ⁽³⁾	\$4,328,837
DLL Pilot Funds ⁽⁴⁾	\$3,849,849
Other First 5 California Funds ⁽⁵⁾	\$8,974,524
Other Public Funds ⁽⁶⁾	\$70,530,072
Donations ⁽⁷⁾	\$114,219
Revenue From Interest Earned ⁽⁸⁾⁽¹¹⁾	\$(5,656,612)
Grants ⁽⁹⁾	\$14,557,872
Other Funds or Revenues ⁽¹⁰⁾⁽¹²⁾	\$(840,090)
Total Revenue	\$417,602,583



This table represents revenue for all county commissions, with the exception of Mendocino.

⁽¹⁾ Total Proposition 10 and Proposition 56 tobacco tax revenue

⁽²⁾ Improve and Maximize Programs so All Children Thrive (IMPACT 2020) consortia or regional hub funds received from First 5 California

⁽³⁾ Small Population County Funding Augmentation (SPCFA) funds received from First 5 California

⁽⁴⁾ Dual Language Learner (DLL) Pilot funds received from First 5 California

⁽⁵⁾ Other funds received from First 5 California

⁽⁶⁾ Other federal, state or public funds received

⁽⁷⁾ Donations received by the county commission

⁽⁸⁾ Interest earned in all Children and Families Trust Fund revenue accounts by the county commission

⁽⁹⁾ Grants received by the county commission

⁽¹⁰⁾ Other funds or revenues received, may include rental income or revenue from services provided. FY 2021-22 statewide totals reflect a negative value due to investment losses and uncollectable account receivable circumstances.

⁽¹¹⁾ FY 2021-22 statewide totals reflect a negative value due to investment losses and updates to GASB reporting standards around leased property.

⁽¹²⁾ FY 2021-22 statewide totals reflect a negative value due to investment losses and uncollectable account receivable circumstances.

APPENDIX A2: NUMBER OF SERVICES AND EXPENDITURES BY RESULT AREA AND SERVICE TYPE, FY 2021–22 (2)

IMPROVED FAMILY FUNCTIONING										
Result Area and Service Type	Children	Primary Caregivers	Providers	Total Primary Caregivers and Providers	Total Number of Services	Percent of Services in Result Area (1)	Percent of Total Number of Services (1)	Total Expenditures for Services	Percent of Service Expenditures in Result Area (1)	Percent of Total Expenditures (1)
Family Literacy and Book Programs	164,545	246,375	1,194	247,569	412,114	49%	29%	\$4,122,638	4%	1%
General Family Support	109,759	248,402	39,140	287,542	397,301	47%	28%	\$64,810,161	68%	18%
Intensive Family Support	11,202	14,916	1,956	16,872	28,074	3%	2%	\$26,366,654	28%	7%
Total Improved Family Functioning	285,506	509,693	42,290	551,983	837,489	100%	60%	\$95,299,453	100%	26%
IMPROVED CHILD DEVELOPMENT										
Result Area and Service Type	Children	Primary Caregivers	Providers	Total Primary Caregivers and Providers	Total Number of Services	Percent of Services in Result Area (1)	Percent of Total Number of Services (1)	Total Expenditures for Services	Percent of Service Expenditures in Result Area (1)	Percent of Total Expenditures (1)
Early Learning Program Direct Costs	26,084	4,461	3,704	8,165	34,249	20%	2%	\$17,028,637	23%	5%
Quality Early Learning Supports	73,890	21,235	46,019	67,254	141,144	80%	10%	\$56,688,100	77%	15%
Total Improved Child Development	99,974	25,696	49,723	75,419	175,393	100%	13%	\$73,716,737	100%	20%
IMPROVED CHILD HEALTH										
Result Area and Service Type	Children	Primary Caregivers	Providers	Total Primary Caregivers and Providers	Total Number of Services	Percent of Services in Result Area (1)	Percent of Total Number of Services (1)	Total Expenditures for Services	Percent of Service Expenditures in Result Area (1)	Percent of Total Expenditures (1)
Early Intervention	104,404	37,761	7,318	45,079	149,483	39%	11%	\$30,603,221	28%	8%
General Health Education and Promotion	19,717	50,495	4,713	55,208	74,925	19%	5%	\$5,374,510	5%	1%
Oral Health Education and Treatment	36,672	15,243	393	15,636	52,308	14%	4%	\$3,055,190	3%	1%
Perinatal and Early Childhood Home Visiting	37,334	54,457	161	54,618	91,952	24%	7%	\$64,870,191	60%	18%
Prenatal and Infant/Toddler Pediatric Support	10,790	4,988	124	5,112	15,902	4%	1%	\$3,989,301	4%	1%
Total Improved Child Health	208,917	162,944	12,709	175,653	384,570	100%	28%	\$107,892,413	100%	29%
Total Client Service Counts	594,397	698,333	104,722	803,055	1,397,452					
IMPROVED SYSTEMS OF CARE										
Result Area and Service Type	Children	Primary Caregivers	Providers	Total Primary Caregivers and Providers	Total Number of Services	Percent of Services in Result Area (1)	Percent of Total Number of Services (1)	Total Expenditures for Services	Percent of Service Expenditures in Result Area (1)	Percent of Total Expenditures (1)
Emergency and Disaster Relief								\$3,981,537	4%	1%
Policy and Public Advocacy								\$34,947,075	37%	9%
Systems Building								\$54,472,437	58%	15%
Total Improved Systems of Care								\$93,401,049	100%	25%
Grand Total								\$370,309,652		

(1) Totals may not equal 100 percent due to rounding.

(2) Data includes all county commissions, with the exception of Mendocino.

APPENDIX B: RESULT AREA AND SERVICE TYPE DEFINITIONS

Result Area: Improved Family Functioning

Providing parents, families, and communities with relevant, timely, and culturally appropriate information, education, services, and support.

Family Literacy and Book Programs

Programs promoting family literacy, parent-child book sharing, or book ownership for families with children ages birth to 5. The *Kit for New Parents* and *Talk. Read. Sing.*® may be included if these statewide efforts are locally modified to promote literacy, for example, by adding a children's book to the *Kit*, or using *Talk. Read. Sing.*® as a message for distributing books. Program models or initiatives include Bookmobile, Dolly Parton's Imagination Library, Habla Conmigo, *Kit for New Parents*, Little by Little, Potter the Otter, Raising a Reader, Reach Out and Read, Story Cycles, *Talk. Read. Sing.*® and other Local Models.

General Family Support

Programs providing short-term, non-intensive instruction on general parenting topics, and/or support for basic family needs and related case management, including meals, groceries, clothing, and temporary or permanent housing acquisition assistance. General family support may include general playgroup programs that provide parents/caregivers with opportunities to engage, learn, and play with their children. Playgroups are structured, intentional opportunities for parents and/or caregivers and their young children to support the optimal development of the child, the social-emotional needs of the family, and increase social connectedness. General family support may also include referrals to family services such as Family Resource Centers (FRCs) and other community resources. Core Operating Support includes staff, facilities, materials, and other general operating costs associated with an organization's day-to-day functioning. Fatherhood

programs and other operational and support for family support agencies and/or networks are included.

In general, these programs are designed to provide less intense and shorter term ("lighter touch") support services and classes for families by paraprofessional staff (e.g., FRCs). Program models or initiatives include *Abriendo Puertas*, *Avance*, *Core Operating Support*, *Playgroups*, *Triple P Levels 2-3*, and *Five Protective Factors*.

Intensive Family Support

Programs providing intensive and/or clinical services by a paraprofessional and/or professional, as well as one-to-one services in family support settings. Programs are generally evidence-based and designed to support at risk parents and families prenatally or with young children to increase knowledge and skills related to parenting and improved family functioning (e.g., counseling, family therapy, parent-child interaction approaches, and long-term classes or groups). This also is the category for comprehensive and/or intensive services for special populations (i.e., homeless, teen parents, foster children, special needs). Program models or initiatives include *Incredible Years*, *Nurturing Parenting Program*, and *Triple P Levels 4-5*.

Result Area: Improved Child Development

Increasing the quality of and access to early learning and education for young children.

Early Learning Program Direct Costs

Early learning programs for children ages 0 to 5 years old may include preschool programs, kindergarten transition services, and early learning programs for all ages. Programs may include child related early literacy and Science, Technology, Engineering, and Math programs; programs for homeless children; migrant programs; and similar investments. Extra supports in early learning settings for homeless children, Federal

Migrant or Tribal Child Care programs, and children receiving Alternative Payment vouchers for childcare should be included here. Program models or initiatives include *Facility Grants*, *First 5-funded Preschool/Childcare Reimbursement*, and *Summer Bridge Programs*.

Quality Early Learning Supports

Programs designed to enhance early learning programs such as professional development for early educators, or implementation and integration of services. This service category may include quality rating and improvement system investments as part of *Improve and Maximize Programs so All Children Thrive 2020* and *Quality Counts California*. This service category covers early learning and care (ELC) settings work, most commonly by licensed care providers, but is also inclusive of alternative settings such as FRCs; Family, Friend, and Neighbor Care; Boys and Girls Clubs; and libraries. This service category may include interagency collaboration, quality improvement supports, support services to diverse populations, and database management and development. Program models or initiatives include *Quality Counts California*.

Result Area: Improved Child Health

Promoting optimal health through identification, treatment, and elimination of the risks that threaten children's health and lead to developmental delays and disabilities in young children.

Early Intervention

Programs providing screening, assessment, and diagnostic services, including referrals or follow-up to needed services. Programs including early intervention or intensive services to children with disabilities and other special needs, or at-risk for special needs, should be included here. May include strategies targeting language and communication skills, social and emotional development,

developmental delays, and related parent education. Developmental playgroups are specifically intended for children who have been identified as at-risk for developmental delays. Additionally, the playgroup staff are trained to support each child's specific early intervention goals. Mental Health Consultations in early learning and care (ELC) settings are included here. Program models or initiatives include Care Coordination and Linkage, Developmental Playgroups and Mild-to-Moderate Supports.

General Health Education and Promotion

Programs promoting children's healthy development, including nutrition, fitness, access to insurance (health, dental, vision) and health services. Programs also may focus on increased awareness of information about child safety seats, fire, safe sleep, and substances education (drugs, alcohol, tobacco). Program models or initiatives include Nutrition/Breastfeeding, Safety Education, and Smoking or Tobacco Cessation.

Oral Health Education and Treatment

Programs providing an array of services including dental screening, assessment, cleaning and preventive care, treatment, fluoride varnish, and parent education on the importance of oral health care. Category may include provider training and care coordination of services. Program models or initiatives are Local Models.

Perinatal and Early Childhood Home Visiting

Home visiting is the primary service delivery strategy for inter-generational family-centered supports. Home visiting services are provided in the home by qualified professionals with parents, prenatally and/or with children birth to age three. These voluntary programs tailor services to meet the needs of individual families and offer information, guidance, and support directly in the home environment. While home visiting programs vary in goals and content of services, in general, they combine parenting and health care education, early intervention, and early learning supports for young children and their families. Their visits focus on

linking pregnant women with prenatal care, promoting strong parent-child attachment, and coaching parents on learning activities that foster their child's development and supporting families during the pivotal window of pregnancy through early childhood. Program models or initiatives include Early Head Start, Healthy Families America, Healthy Steps, Home Instruction for Parents of Preschool Youngsters, Nurse Family Partnership, Parents as Teachers, Other Maternal, Infant, and Early Childhood Home Visiting Approved, Welcome Baby, and other Local Models.

Prenatal and Infant/Toddler Pediatric Support

Out-of-home programs include prenatal care and follow-up for healthy development-related services during the first three years of a child's life. These programs are designed to improve the health and well-being of women during and after pregnancy, and the infant or young child by a paraprofessional and/or professional outside of the family home, including, but not limited, to pediatric or clinical environments. Programs may provide comprehensive support, including parenting education, health information, developmental assessments, providing referrals, and promoting early learning. Program models or initiatives include Developmental Understanding and Legal Collaboration for Everyone, Healthy Steps, and other Local Models.

Result Area: Improved Systems of Care

Implementing integrated, comprehensive, inclusive, and culturally and linguistically appropriate services to achieve improvements in one or more of the other Result Areas.

Emergency and Disaster Relief

Unplanned expenditures made in response to a community disruption resulting from local, regional, or statewide events such as fires, earthquakes, floods, widespread illness (epidemic, pandemic), or riots. Direct materials or support may include addressing immediate needs

of individuals or communities for items such as diapers, clothing, food, shelter, transportation, childcare, and lost wages. Also includes coalition building funding used in concert with other philanthropic, government, and business partners to support broader emergency response systems efforts. Program models or initiatives include Direct Material Support and Coalition Building.

Policy and Public Advocacy

Services include community awareness, public outreach and education on issues related to children ages 0 to 5 years old and their families. This also includes work focused on policy change, work with local and statewide stakeholders, Town Halls, policy development, and related efforts. Program models or initiatives include Resilient Families and Communities, Child Health, Early Learning, and Revenue Sustainability.

Systems Building

Efforts to improve service quality, connections between programs, infrastructure support, and professional development. This category includes activities such as strategic planning, business planning, grant writing workshops, sustainability workshops, and assistance in planning and promoting large community conferences or forums. These improvement efforts should result in improved outcomes for children ages 0 to 5 years old. Improvements could be geared toward creating a well-trained workforce with shared professional standards and competencies, creating strong and effective linkages across system components, or leveraging funding to sustain the system of care. Database management and other cross-agency systems evaluation are also reported here. Program models or initiatives include Early Identification and Intervention (e.g., Help Me Grow), Family Resiliency, Health Systems, Place-Based, and Trauma Informed Care/Adverse Childhood Experiences.

APPENDIX C: DEMOGRAPHICS OF POPULATIONS SERVED FY 2021-22

AGE CATEGORY	INDIVIDUALS SERVED
Children Less than 3 Years Old	179,364
Children from 3rd to 6th Birthday	182,633
Children—Ages Unknown (birth to 6th birthday)	213,819
Primary Caregivers	683,069
Providers	100,117
Total Children 0-5	575,816
Total Primary Caregivers	683,069
Total Children, Caregivers, and Providers	1,359,002

RACE/ETHNICITY CATEGORY	CHILDREN 0-5	PRIMARY CAREGIVERS	TOTAL (1)
Alaska Native/American Indian	2,856	1,722	4,578
Asian	34,810	53,361	88,171
Black/African-American	23,771	17,162	40,933
Hispanic/Latino	218,003	196,921	414,924
Native Hawaiian or Other Pacific Islander	1,695	1,641	3,336
Other	20,634	28,837	49,471
Two or more races	14,145	20,422	34,567
White	62,842	38,141	100,983
Unknown	199,080	325,124	524,204
Total	577,836	683,331	1,261,167

LANGUAGE CATEGORY	CHILDREN 0-5	PRIMARY CAREGIVERS	TOTAL (1)
English	229,211	184,839	414,050
Spanish	122,700	127,971	250,671
Vietnamese	10,743	35,675	46,418
Other	10,632	14,145	24,777
Cantonese	1,932	1,370	3,302
Mandarin	721	749	1,470
Korean	162	212	374
Unknown	199,715	318,108	517,823
Total	575,816	683,069	1,258,885

Demographic counts represent all county commissions, with the exception of Mendocino.

(1) Column does not include provider counts for race/ethnicity and language. This data is not collected for the provider population.

REFERENCES

¹World Health Organization (2021). Tobacco control to improve child health and development: Thematic Brief. <https://www.who.int/publications/i/item/9789240022218/>. Accessed October 25, 2022.

²UCLA Center for Health Policy Research. Ask CHIS 2003–2021. Current Smoking Status—Adults. <https://ask.chis.ucla.edu/>. Accessed October 25, 2022.

³Marbin, Jyothi, et al. "Health disparities in tobacco use and exposure: a structural competency approach." *Pediatrics* 147.1 (2021).





330 Campus Drive • Hanford • CA • 93230 • (559) 585-0814

Date of Meeting: April 28, 2023

FY 2021/2022 Annual Evaluation Report



330 Campus Drive • Hanford • CA • 93230 • (559) 585-0814

Date of Meeting:
Agenda Item Type:

April 28, 2023
Informational

AGENDA ITEM: Approval of First 5 Kings County Evaluation Report

A. Background/History:

Proposition 10 requires all county commissions to “adopt an adequate and complete County Strategic Plan for the support and improvement of early childhood development within the county. The strategic plan must include a description of the goals and objectives proposed to be attained, a description of the programs, services, and projects proposed to be provided, sponsored or facilitated; and a description of how measurable results of such programs, services, and projects will be determined by the County Commission using appropriate and reliable indicators.”

A component of the first 5 Kings County Strategic Plan is an Evaluation Plan.

B. Summary of Request, Description of Project and/or Primary Goals of Agenda Item:

Commission staff requests the Commission review and discuss the Evaluation Report, providing direction for future implementation.

C. Timeframe:

The Evaluation Report reflects FY 2021/2022 and will serve as the baseline for the remainder of the current strategic plan.

D. Costs:

No new costs are associated with this item. The costs of the evaluation are incorporated into the annual First 5 budget.

E. Staff Recommendation:

Commission staff recommends the Commission review and provide feedback regarding the evaluation report.

F. Attachments:

- First 5 Kings County Evaluation Report for FY 2021/2022

First 5 Kings County Annual Evaluation

Fiscal Year 2021–22

Prepared for:

**First 5 Kings County Children and
Families Commission**
330 Campus Drive
Hanford, CA 93230



APRIL 2023



THIS PAGE IS INTENTIONALLY LEFT BLANK

First 5 Kings County Commission Investments in Child Health, Early Learning and Family Strengthening

Introduction

In 1998, California voters approved Proposition 10, known as the California Children and Families First Act, to fund investments in early learning, health, and family development for children 0-5 years of age. Prop 10 imposes a 50-cent retail sales tax on the purchase of cigarettes and other tobacco products sold in the state. The act established a state commission—First 5 California—and 58 local county commissions to oversee expenditures of tobacco tax revenues. The local First 5 commissions allocate tax dollars to early childhood programs and services in the community and monitor program accountability.

First 5 Kings County established a vision that “all Kings County families receive access to the tools, knowledge and quality care necessary to encourage each child to develop to their fullest potential.” First 5 Kings County is achieving its vision by directing resources to funded partners in the community who provide direct child and family services, support workforce development, and enhance early childhood systems of care.

First 5 Kings County engages in strategic planning every five years to assess local community needs and to direct Commission investments to priority areas. The latest 2020–2025 Strategic Plan outlines the Commission’s strategic focus and its implementation approach, financial plans, and evaluation methods for ensuring program accountability and best practices. The five-year plan is guided by a state framework that targets outcomes in the following four strategic result areas:

- **Improved Child Health: Healthy Children**
- **Improved Child Development: Children Learning and Ready for School**
- **Improved Family Functioning: Strong Families**
- **Improved Systems: Integrated, Consumer Oriented, Accessible services**

The strategic plan guides the achievement of results through its four funded initiatives—the School Readiness, Family Resource Center (FRC), Early Care and Education (E3), and New Projects Initiatives.

School Readiness Initiative. The School Readiness Initiative develops and sustains a system of collaborative school-linked services to prepare children for entry into kindergarten. The Commission allocated \$431,004 in FY 2021-22 to support three community programs—United Cerebral Palsy of Central California’s (UCP) Parent & Me and Special Needs programs serving children who are at risk for developmental concerns, and the Linkages 2 Learning (L2L) kindergarten transition program.

Family Resource Center (FRC) Initiative. The FRC Initiative funds place-based community centers that serve as a single access point to early childhood education, health, and family services, resources, and supports. The Commission allocated \$618,392 in funding in FY 2021-22 to support FRCs in four locations serving the Corcoran, Hanford, Kettleman City, and Lemoore communities. The Avenal location was allocated funding but there was no contractor available to provide the service.

Early Care and Education (E3) Initiative. The E3 Initiative promotes workforce development to increase the quality of center-based preschools, family day care centers, and home visiting programs. The E3 Initiative was allocated \$88,545 in FY 2021-22 to support components of the Kings County Office of Education’s Comprehensive Approaches to Raising Academic Standards (CARES) program. Funds are used to provide coaching, technical assistance, and training services for early childhood education (ECE) providers.

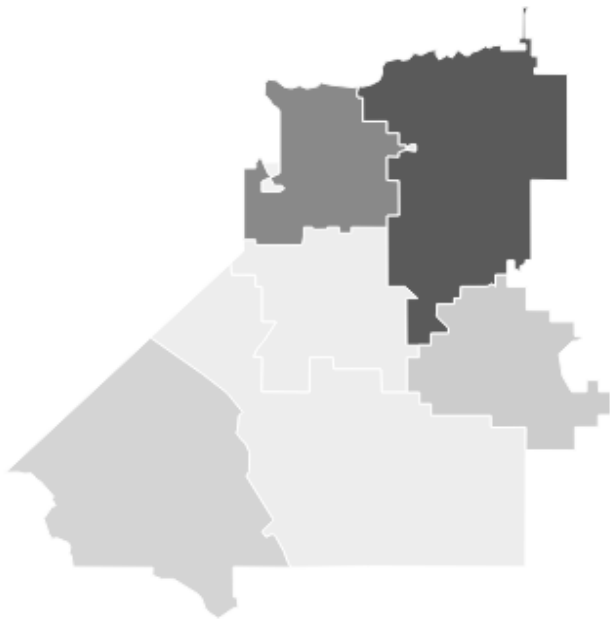
New Projects Initiative. The New Projects Initiative invests in emerging and innovative strategies that benefit children, families, and systems of care. The commission invested \$36,307 in funding for FY 2021-22 to support development of the Kings County Referral Exchange System to promote service coordination across partners.

Evaluation Method

Local First 5 commissions collect and analyze evaluation data and report findings to the state annually for performance monitoring and accountability purposes. To support measurement of outcomes, the First 5 Kings County Strategic Plan identifies goals, objectives, and result indicators within each of its four funded initiatives. First 5 Kings County partners with an evaluation firm, EMT Associates, Inc., to evaluate its program investments and to support data system enhancements. The evaluation ensures compliance with state requirements, informs future planning and decision-making, and supports quality improvement efforts.

Kings County Children and Families

Kings County covers a 1,391 square mile area of California's Central Valley bordered by Fresno, Kern, Tulare, and Monterey counties. There are currently 152,023 Kings County residents (2022). Seventy-nine percent of the population is concentrated in one of the four incorporated cities of Avenal, Corcoran, Hanford, or Lemoore, with the balance of the population (21%) living in the unincorporated areas. This includes the small communities of Armona, Home Garden, Kettleman City, and Stratford. Approximately 12.7% of the county is designated as rural (U.S. Census, 2010).



According to recent population estimates from the American Community Survey (2021), there are approximately 15,015 Kings County children 0 to 5 years old, including 6,105 infants and toddlers (58%), 3,024 preschool-age children (29%) and 1,386 children of kindergarten age. Census estimates indicate that 3,781 family households have a child under the age of 6. Fifty-eight percent of children live in married family households and 42% live in male- or female-headed, single-parent households. There are 1,803 children under age 6 living in households headed by a grandparent.



Kings County communities are rich in terms of their cultural, ethnic, and language diversity. About 60% of county children are of Hispanic or Latino origin, more than a quarter are White (28%), and 12% are multi-racial or come from other racial or ethnic backgrounds. About 10.5% of Kings County households have limited proficiency in English, with Spanish being the primary language spoken at home (95%).

Often Kings County family households face serious economic hardship. About 29 percent of all county children under 5 years of age (28.6%) live below poverty. About 19% of the adult population never graduated from high school. Twenty percent of children (20.1%) live in food insecure households and 3% of public school-age children experience homelessness. Hispanic or Latino residents of any race (21.6%) are twice as likely as White, non-Hispanic residents (11.7%) to live at or below poverty exposing considerable income disparities.

Data recently released from the CA Maternal and Infant Health Assessment (MIHA) profiles the characteristics of Kings County mothers with newborn infants. From 2016-2018, about 7% of mothers with newborns were teens 15-19 years of age. Eighteen percent never completed high school. Forty-six percent were living at or below poverty, 3.2% lacked stable housing, and 16.5% were food insecure. Twenty percent of new mothers (19.9%) spoke a primary language other than English at home. Similar to patterns in the general population, Hispanic mothers (18.6%) were far more likely than non-Hispanics (6.5%) to be uninsured or to experience gaps in coverage, creating additional barriers to accessing needed health care.

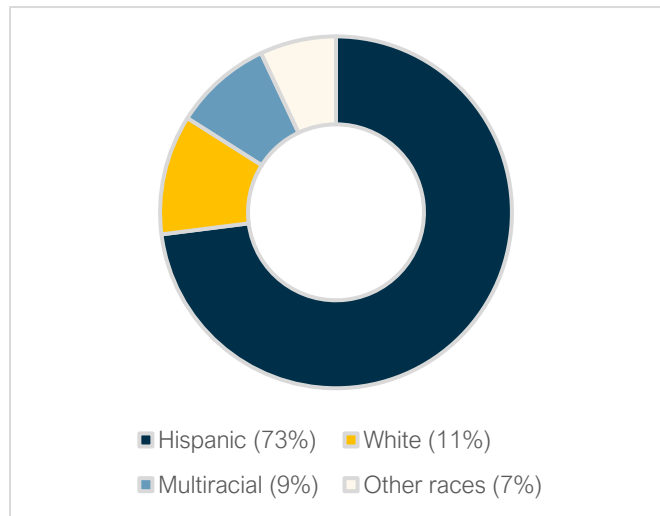
Kings County data also show that many mothers of newborns experience trauma or other personal challenges during pregnancy, such as divorce or separation (8.9%), job loss (14%), intimate partner violence (7.5%), or depressive symptoms post-partum (14.4%). Other data sources show that all Kings County adults in family households with children are more likely (20%) than their state counterparts (17%) to have a history of exposure to trauma, referred to as Adverse Childhood Experiences (ACEs), which are associated with negative physical and behavioral health outcomes. In 2021–22 7.1 in every 1,000 children countywide had a substantiated report of child abuse and 84 children 0-5 entered the foster care system.

According to census estimates, 2,172 Kings County children over the age of 3 were enrolled in preschool and 2,502 attend kindergarten. The demand for childcare spaces has historically exceeded the available supply creating a substantial gap in access to quality childcare. The county has 201 licensed childcare facilities including 39 center-based providers and 162 family childcare homes (2021). Licensed facilities support 3,326 childcare spaces countywide. Current data on childcare availability show that 79% of working families lack access to affordable, licensed childcare spaces. This profile of Kings County children and families underscores some of the challenges facing young children and families and highlights the need for early childhood services and supports to help all children and families thrive.

First 5 Kings County Service Reach

In 2021–22 First 5 Kings County invested in an array of direct services for children, caregivers, providers to promote access to early care and education, workforce development, school readiness, and family support services benefitting young children and their families. Direct service programs funded under the School Readiness and Family Resource Center initiatives delivered health, early education, and family support services to an estimated 2,228 children, about 21% of whom were infants and toddlers and 71% of whom were preschool or kindergarten age. This number accounts for about 15% of the 15,015 children 5 years of age and under countywide. Sixteen percent of children were identified with special developmental needs and were served through the UCP Special Needs and Parent & Me programs. First 5 additionally partnered with 15 high-need public schools to offer stipends supporting kindergarten transition activities reaching 1,379 school-age children.

Exhibit 1 **Racial or Ethnic Composition of Children Served**



The racial and ethnic composition within the child service population included a mix of Hispanic or Latino (73%), White (11%), and multiracial children (9%), and children of other or unknown races or ethnic groups (7%). Hispanic or Latino children were slightly overrepresented relative to the larger child population countywide. Almost half of all children served (46%) spoke a primary language other than English at home.

First 5 Kings County funded partners also reached 1,898 parents, caregivers, or other family members in FY 2021–22. Parents and caregivers accessed a range of community programs and services, including parent education, parent-child interactive programs, home visitation, and other coordinated services available through family resource centers. This included 1,266 families who received New Parent Kits that were distributed to parents with newborns countywide. First 5 Kings County additionally reached 244 members of the ECE workforce who benefitted from coaching and professional development opportunities aimed at enhancing the quality of ECE settings and promoting provider effectiveness in working with children with special needs.

First 5 Kings County funded partners reached 2,228 children and 1,898 parents and caregivers in FY 2021-2022.

Data Limitations

The First 5 Kings County evaluation approach is guided by the 2021-2025 Strategic Plan, which allocates public resources to fund community-based early childhood programs and services. The strategic plan contains a results matrix that identifies performance indicators for each initiative to measure the achievement of strategic results. Performance indicators are framed as targeted increases in service outputs from year to year as the basis for determining program success. The strategic plan acknowledges the declining trend in revenue and Commission funding that has occurred over time. This is due both to a newly enacted federal tobacco tax and to reductions in tobacco use statewide that affect the revenue base. The decline in funding, combined with escalating program costs, may require funded partners to reduce scale, limiting their capacity to achieve targeted increases.

The other important limitation of the evaluation approach is that counts of children, parents, and providers reached through First 5 Kings County funded programs are duplicative, meaning that funded partners track individual participants within programs, but cannot account for duplicate enrollment across multiple funded partners and activities. This factor potentially inflates the actual number of children and families served and fails to embrace systems integration that is a goal of the five-year strategic plan. The California Children and Families Commission has also requested that First 5 Kings County establish a mechanism for tracking unduplicated participants across multiple funded partners to create a more accurate accounting of program reach. First 5 program staff continue to explore alternative options for low-cost data applications that would allow for more robust and longitudinal tracking of service utilization and child and family outcomes over time. This represents a critical next step for performance measurement and reporting, which could enhance the overall value of evaluation activities.

Structure of the Report

The next sections of the report detail child and family participation in First 5 funded programs and services delivered during the 2021–22 fiscal year. The report presents a data snapshot for each of the core funded programs and initiatives and presents data supporting measurement of selected performance indicators. The report concludes with a summary of findings related to the overall status of program implementation and recommendations for future efforts in monitoring and performance assessment.

UCP Parent & Me and Special Needs Project

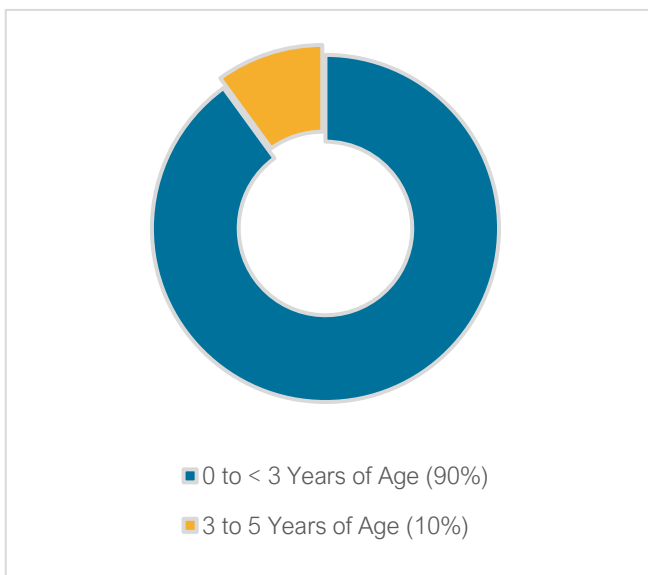
Funded Programs

First 5 Kings County partners with United Cerebral Palsy (UCP) of Central California to implement two early education programs for children who may have special developmental needs. This includes children with a known disability, health, or mental condition requiring specialized services or supports, or children with mild to moderate delays who may still require special supports or monitoring. The UCP programs promote equitable access to quality early learning programs for all children by addressing gaps in systems of care for children who may be ineligible for other special developmental services.

Services for Children with Special Needs

In FY 2021–22 UCP was awarded \$88,200 in funding for the Special Needs Project. The project offers classroom-based support to ECE providers and provides screening, intervention, and follow-up for children with developmental delays. The project provided interventions to 118 children in 2021–22 compared to 78 children served in the previous year. This constitutes a 51% increase in service reach. Ninety percent of children were 0–3 and 10% were 3–5 years of age. UCP staff also provided coaching to 59 ECE providers in classroom settings and provided support to 18 special needs children in Parent & Me classrooms as part of its inclusion program with Early Start.

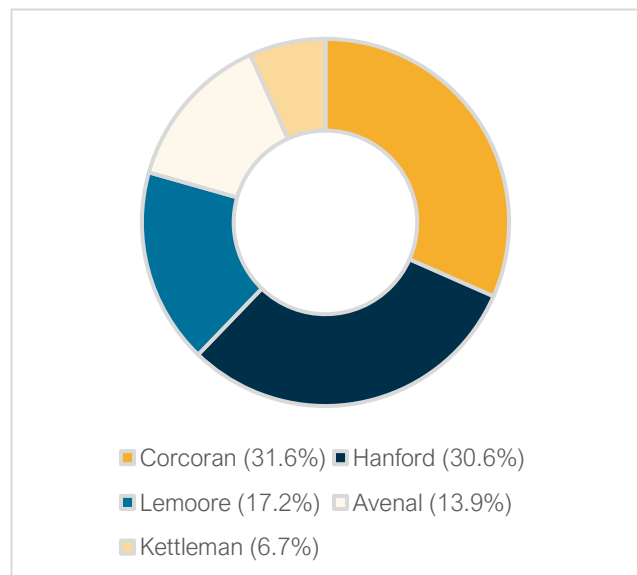
Exhibit 2. Special Needs Participants by Age (n=118)



Parent & Me Early Education Programming

UCP also received \$342,804 in funding to implement the Parent & Me curriculum-based, interactive early education program for parents and their children. Parent & Me programs served 209 children across 5 sites serving the Avenal, Corcoran, Hanford, Kettleman City, and Lemoore communities. Parent & Me sites offered 1,478 interactive, parent education and support sessions reaching 161 parents or caregivers in 2021–22.

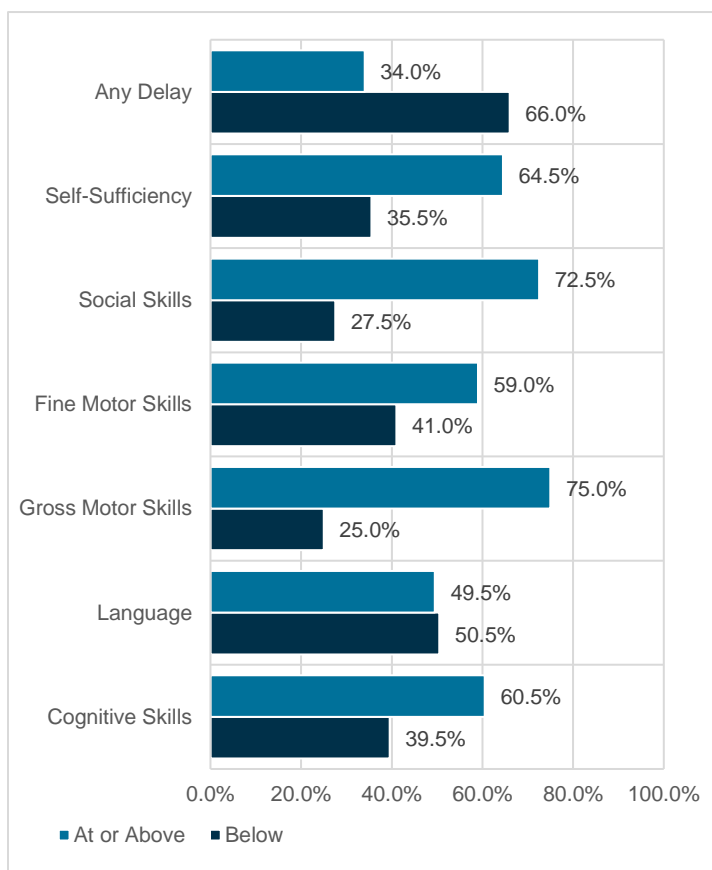
Exhibit 3. Children Served by Program Location (n=209)



Developmental Screenings

UCP also aims to expand the number of children who have access to early developmental screenings to detect developmental delays. UCP Parent & Me programs conducted 200 health and developmental screenings with 148 children using the Hawaii Early Learning Profile (HELP). More than half of children (51%) were under 3 years of age at the time of screening, which is an optimal age for interventions to be most effective. Of the children screened in FY 2021–22, two thirds (66%) functioned below their chronological age in months on at least one measure of development. The domain with the highest percentage of children with an identified delay was language development (51%), followed by fine motor skills (41%), cognitive skills (40%), and self-sufficiency (36%). Fewer children experienced delays in social (28%) or gross motor skills (25%). Children who participate in UCP programs are reassessed at periodic intervals to monitor progress and inform the development of program interventions.

Exhibit 4. Hawaii Early Learning Profile (HELP) Developmental Screening Results (n=200)



Parent & Me Parent Survey Results

Parents who participated in Parent & Me sessions with their children were administered a survey in April to May 2022 to share their perspectives on the program. Parents completed the survey electronically (n=47) from a portable device using a scannable QR code. Forty-three percent of parents/caregivers completed the survey form in English and 57% completed the survey in Spanish.

Quality of Staffing

When asked about the quality of program staffing:

- 100% of parents/caregivers surveyed 'strongly agreed' that staff made them feel welcome, interacted with them in a positive and supportive way, and presented information to them in a manner that was easy to understand; and,
- 98% of parents/caregivers 'strongly agreed' that staff were helpful when working with them.

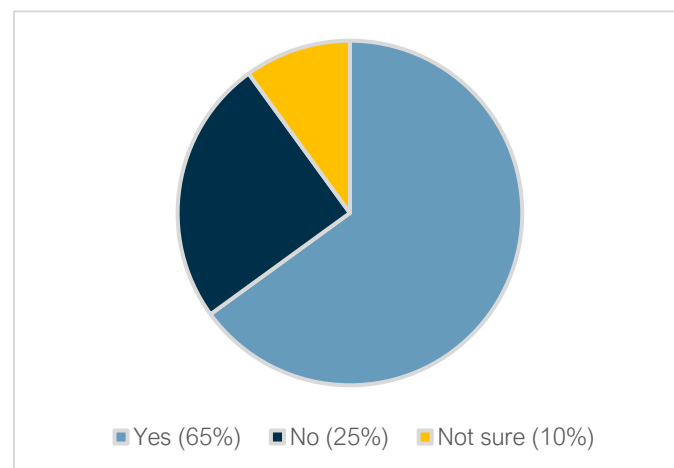
Service Access

Parents were also asked about their ability to access Parent & Me services for their children.

- 98% of parents/caregivers 'strongly agreed' that services were offered in their preferred language;
- 91% 'strongly agreed' that sessions were offered at convenient times;
- 88% 'strongly agreed' that the location was convenient; and
- 81% 'strongly agreed' that if Parent & Me was not in their community, they would have trouble finding similar activities for their children.

About two-thirds (65%) of parents surveyed also accessed services through a First 5 Family Resource Center indicating a high degree of overlap in utilization across programs.

Exhibit 5. Ever Attended an FRC (n=40)



Child Academic and Social Development

Parents also had an opportunity to share perceptions of how participation in Parent & Me services had impacted their children's development:

- 98% 'strongly agreed' that programs helped children develop new skills and learn how to socialize with same-age peers;
- 95% of parents 'strongly agreed' that programs helped prepare their children for kindergarten; and,
- 88% of parents 'strongly agreed' that as the result of their participation they were more aware of activities they could do at home with their children to support their learning and development.

Parenting Knowledge and Support

Parents also perceived that the Parent & Me sessions had positively impacted them in their role as a parent. More specifically:

- 93% of parents/caregivers surveyed 'strongly agreed' that they understood more about their children's growth and development as a result of their Parent & Me participation;
- 88% 'strongly agreed' that they felt more confident in their parenting; and,
- 79% 'strongly agreed' that they felt more connected to their community as an outcome of their involvement.

“ Spending time with my child and doing something that benefits them is the best part of all. They get to interact with teachers, other children, and parents, they read books, songs, we do activities, and my children all loved the Parent & Me program. I am very thankful I had the opportunity to attend with all my kids. ”

25%

of parents surveyed were referred to a UCP therapist for further assessment and evaluation.

30%

would not have sought therapeutic services for their child if they had not been involved with UCP.

Parents had the opportunity through open-ended questions to share thoughts about the benefits offered through the program. In their responses, parents noted opportunities for their children to interact socially with other children, opportunities for enrichment, learning and development, positive interactions with teachers, opportunities to spend quality time to build the parent-child bond, and the ability to access activities and resources. Parents also benefitted from linkages to follow-up assessment and therapeutic services through UCP when children were identified with suspected delays. Of the parents surveyed, 25% had been referred to a UCP therapist for further assessment; 30% of referred families said they would not have sought services on their own in the absence of UCP programming.

Parents also offered recommendations for how Parent & Me sessions could be improved. Parents' suggestions ($n=9$) included increasing the length of sessions (33%), offering more activities (33%), holding classes in a larger physical space (22%), holding classes more frequently (e.g., moving from once to twice per week) (11%), and increasing the number of participants in each session (11%).

“ Esta aprendiendo a convivir con nuevos niños y aprender cosas nuevas cada que venimos. ”

[My child] is learning how to get along with new children and is learning new things each time we come. ”

Linkages to Learning (L2L)

Funded Programs

First 5 Kings County continues to partner with public elementary schools to help children enter school ready to learn. First 5 Kings County restructured the former Linkages 2 Learning (L2L) kindergarten transition program in 2020-21 to shift ownership to locals schools due to declining funding. School sites and teachers continue to receive small stipends to support kindergarten orientation events and promote kindergarten registration and access to school readiness resources. Research has demonstrated that these types of kindergarten transition activities are associated with modest gains in academic achievement by the time children reach the end of kindergarten.

Backpack Distributions

First 5 Kings County continued to incentivize timely kindergarten registration by distributing backpacks filled with school readiness materials to incoming kindergarten students. Backpacks contained basic supplies such as crayons, pencils, pencil sharpeners, rulers, and magnetic letters and numbers. Backpacks also included learning resources for parents and caregivers to use at home to help foster the development of core competencies in children, which are needed to achieve kindergarten readiness. First 5 distributed 1,379 new backpacks across 23 elementary schools in 10 districts in 2021–22.



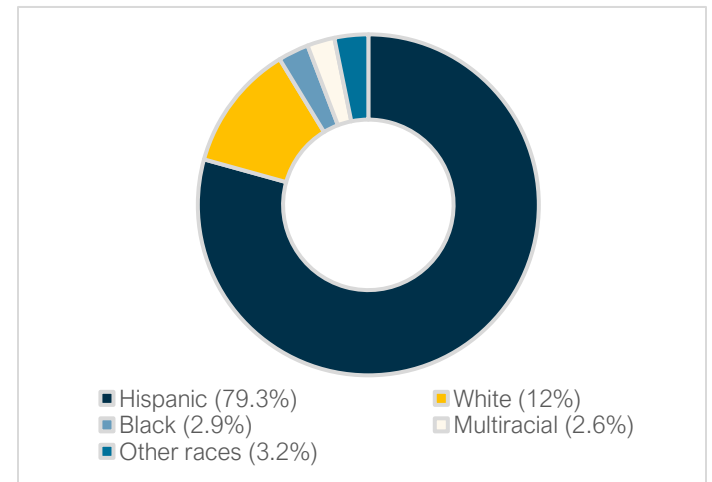
Kindergarten Orientation Events

Stipends were used to host Spring and Fall orientation events for incoming kindergarten children and their families. Sixteen schools across seven districts hosted transition events, including the following schools:

- Armona Elementary School
- Hamilton Elementary School
- Jefferson Elementary School
- Monroe Elementary School
- Roosevelt Elementary School
- Washington Elementary School
- Island Elementary School
- Kit Carson Elementary School
- Lakeside Elementary School
- Cinnamon Elementary School
- Engvall Elementary School
- Lemoore Elementary School
- Meadow Lane Elementary School
- Avenal Elementary School
- Kettleman Elementary School
- Tamarack Elementary School

L2L schools collectively enrolled 1,117 kindergarten age children or about 46% of kindergarten age children in public schools countywide. This included 172 children (15%) in transitional kindergarten (TK) classrooms. Resources were appropriately allocated to higher need schools that served a proportionately higher number of socio-economically disadvantaged children (78%) and English Language Learners (29%) compared to countywide averages.

Exhibit 4. Race/Ethnic Composition of Children in L2L Schools



Kings United Way Referral Exchange Program

Funded Programs

First 5 Kings County awarded \$39,200 in funding to Kings United Way to support the continuing development of the Kings County Referral Exchange. The Referral Exchange connects county and regional government agencies, healthcare providers, and community organizations through the *Unite Us* technology platform as part of a countywide network of care. The platform provides a secure, closed-loop electronic referral system that allows providers to refer clients to local services and track outcomes of referrals and services that are delivered across partnering agencies. The Referral Exchange involves a five-step process that includes entry into the system, screening, referral, resolution, and feedback.



Outreach, Engagement, and Support

Kings United Way provides direct outreach to the community to introduce potential partners to the *Unite Us* platform, recruit, and onboard new member organizations, and deliver training and technical support to facilitate participation.

The Referral Exchange currently supports 34 active user organizations including representatives from the healthcare, education, and social service sectors. Specific accomplishments reported for FY 2021–22 include:

- Participating in community outreach events and engaging in social media marketing campaigns to advertise *Unite Us* platform demonstrations;
- Providing training, educational materials, and demonstrations to 31 medical providers and other community stakeholders;
- Onboarding 11 providers who focus on services for special needs children 0-5 years of age.
- Supporting seven providers who offer access to school readiness resources and services to increase family literacy.
- Supporting seven organizations that offer early care, education, and buffering resources to children 0-5 years and their families.

Successes & Implementation Barriers

Kings United Way noted several important accomplishments in FY 2021–22 related to onboarding the organizations, including the following:

- Kings Community Action Organization (KCAO) which serves as the umbrella agency for 23 community-based education and health and human service programs.
- Kings County Job Training Office, which supported *Unite Us* organizational recruitment efforts by sharing their experiences on the platform.

Kings United Way encountered several barriers to recruiting and onboarding new members, falling short of its annual goal to engage providers of early care, education, and buffering resources for children 0-5 years and their families. These barriers include difficulty engaging organizational leaders who had the requisite decision-making authority, generating buy-in across large organizations, concerns over data sharing and privacy protections, limits on demonstrating full utility of the platform while still in its infancy, and discontinuation of state funding for the Kings County ACES Network of Care.



Comprehensive Approaches to Raising Academic Standards

Funded Programs

The Comprehensive Approaches to Raising Academic Standards (CARES) program is a component of the larger Kings County Cares About Quality (KCCAQ) initiative, implemented by the Kings County Office of Education (KCOE). KCCAQ is a countywide early education initiative that aims to promote children’s access to quality ECE experiences. Research identifies the primary dimensions of ECE access that include reasonableness of effort to secure ECE spaces, equity, affordability, and the ability of programs to support the child’s development and meet the needs of parents.

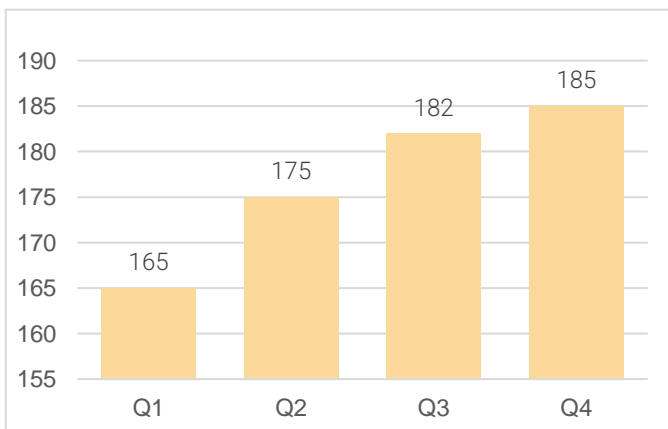
The CARES program focuses on delivering professional development, support, and incentives to ECE programs and providers as a mechanism to improve program quality.

Participant Level Services

For the 2021–22, the CARES project used First 5 funding to deliver direct services to 185 CARES participants, which included the following:

- Enrollment and Meet & Greet orientations for newly enrolled CARES participants;
- Provision of technical assistance including reviewing personal growth plans, assisting with permit applications and access to higher education, and providing coaching and mentoring.
- Provision of resources including implementation materials, check-out materials, and computer access.

Exhibit 6. CARES Provider Enrollment by Quarter



Coordinated Services

The CARES program established and distributed a countywide training calendar for ECE professionals that was posted on the CARES and First 5 websites and distributed to community partners and CARES participants by email. The ECE training calendar was distributed to 3,853 recipients throughout the program year, far surpassing the number of providers targeted for dissemination. Staff also collaborated with the local Resource & Referral program to offer specialized training to two ECE providers supporting workforce development goals. CARES consultants also hosted Inclusion Community of Practice groups throughout the year and launched a new Home Visitation Professional Learning Community (PLC) to support home visiting staff.

Quality Improvement Activities

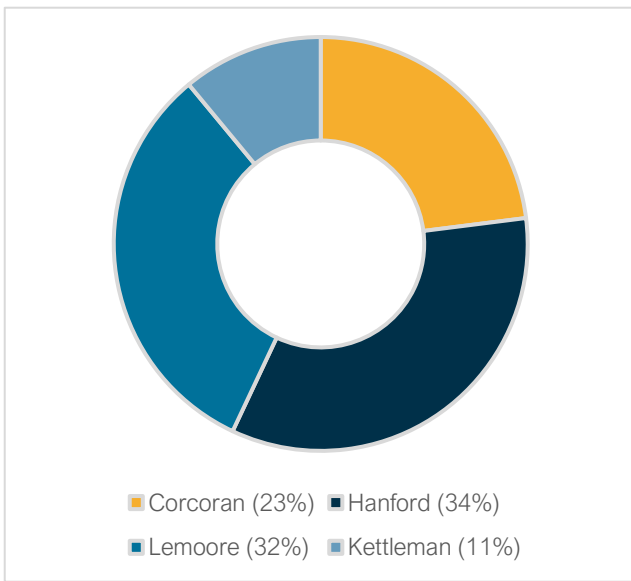
For the 2021–22 program year, KCOE offered professional growth training and materials support to 222 providers in response to needs identified through the assessment process. Staff also provided coaching to 183 Family Child Care (FCC) providers and provided stipends and materials to 1,036 participants.

Family Resource Centers (FRCs)

Funded Programs

The First 5 Commission also continues to support five FRCs serving the communities of Corcoran, Hanford, Kettleman City, and Lemoore. FRCs are place-based collaboratives that provide a single point of access to an array of health, early childhood, and parent support services for children 0 to 5 and their families. The FRCs' goal is to increase children's readiness for school and to provide quality early learning experiences for all children, including those who may lack access to formal preschool opportunities. In 2021–22, FRCs reached 522 children and 471 parents and caregivers and recorded 15,137 total service contacts across centers. This represented a 44% decrease in service volume from the previous fiscal year.

Exhibit 7. Service Contacts by FRC Location (n=15,137)



The FRCs varied regarding the size and scope of their budgets, as well as the array of programs and services offered to families. The two largest FRCs in terms of total service volume were Hanford (33%) and Lemoore (32%) followed by Corcoran (23%), and Kettleman City (11%). FRCs recorded an average of 14.9 service contacts per participant over the course of the program year, indicating a high level of engagement among families. Hanford (15.7 contacts) and Lemoore (16.1 contacts) recorded the highest level of engagement per participant, which may reflect the larger number of service offerings available through these two locations.



Exhibit 8. FRC Service Contacts per Participant (Average)

	Corcoran	Hanford	Kettleman	Lemoore
Average Service Contacts	13.5	15.7	13.0	16.1

Early Childhood Programs


FRCs offered a mixture of in-person and virtual ECE services focusing on infants and caregivers, toddlers, and preschool-age children. Classes offered enrichment opportunities on an array of topics that included, but were not limited to art, music, cooking and nutrition, movement, storytelling, and sensory exploration. Of the 522 children reached through FRCs countywide, about 47% were infants and toddlers under 3 years old, and 53% were preschool or kindergarten age.

Parent Education and Supports

FRCs also offered a wide range of educational and support services that benefitted parents and other caregivers, including family-centered activities, such as family literacy and socialization events, and parenting education workshops. For the 2021–22 fiscal year, 197 parents and caregivers (unduplicated) and 204 children attended family literacy events, and 123 parents and caregivers and 123 children participated in family socialization events.

Home Visiting Services

The Kettleman City FRC also continued to offer prenatal and postnatal home visits to families in the Kettleman City service area regardless of family income. The program serves expectant parents and families with young children 0-2 years of age. Home educators conducted both virtual and in-person home visits in 2021–22 using the Parents as Teachers (PAT) evidence-based curriculum. Home educators also delivered Raising a Reader bags and educational activity packets to families as an evidence-based strategy to promote early literacy development. In 2021–22, home visitors delivered 153 in-person and virtual visits with 12 parents and 13 children and distributed 169 Raising a Reader activity bags.



Developmental Screenings

First 5 Kings County aims to increase the number of children who receive developmental screenings. There is specific focus on maximizing the number of children screened prior to their 3rd birthday, which is the optimal age for delivering early intervention services to remediate developmental delays. Funded partners screen children using the Ages and Stages Questionnaire (ASQ) screening tool. For the current fiscal year, funded partners completed 257 screenings. This included 114 screenings conducted through the Hanford Family Connections, 1-3 screenings conducted through the Lemoore Family Connection, and 40 screenings conducted by PAT home visitors deployed through the Kettleman City FRC. Eighty-two percent of children (82%) were screened using the English language version of the ASQ and 18% were screened in Spanish. The 2021–22 contract year was the first year that PAT screening results were recorded in electronic data systems.

Fifty-two percent (52%) of children screened were under the age of 3. More than half (52%) of children were identified with at least one area of concern, indicating a potential delay. The percentage of children identified with suspected delays was highest on measures of communication (15%), fine motor skills (14%), and personal-social skills (14%). Once a suspected delay is identified, children can be referred to appropriate services in their communities for further assessment.

Exhibit 9. **Developmental Screening Results** (n=257)

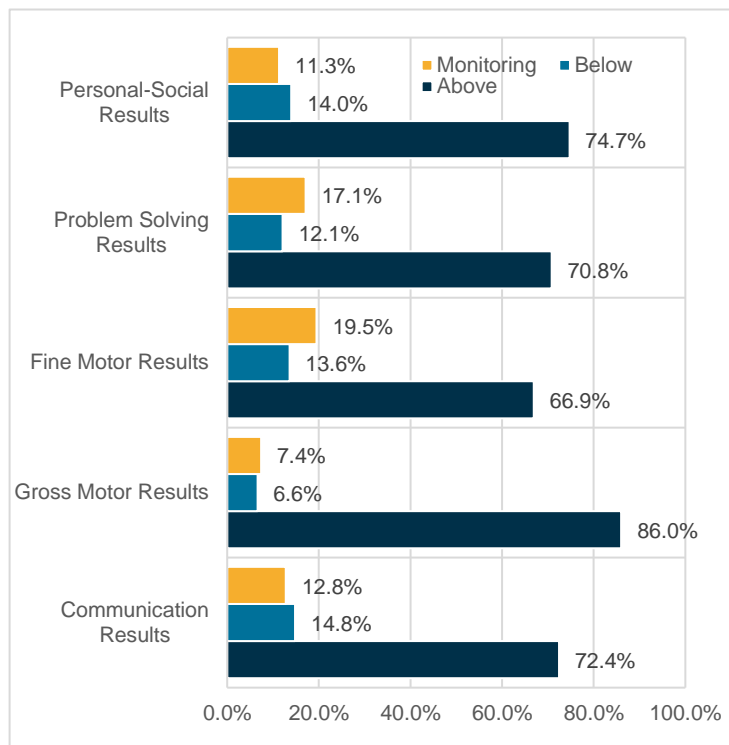
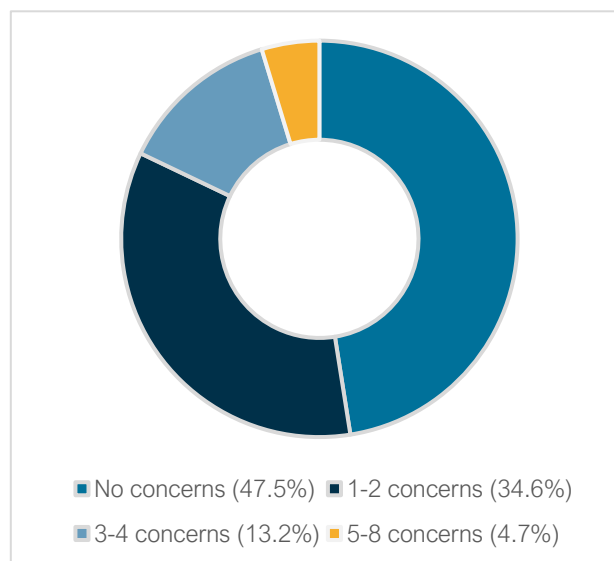


Exhibit 10. **Overall Concerns among Children Screened**



Resource & Referral and Coordinated Services

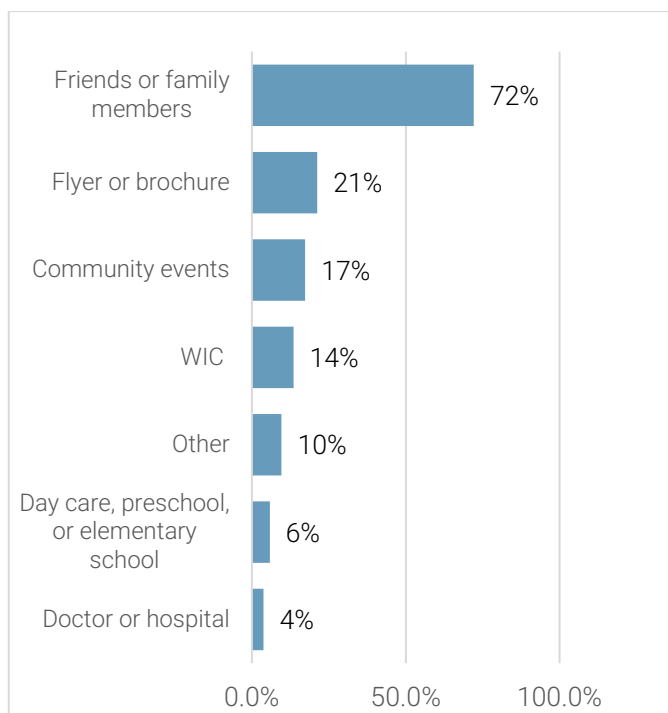
FRCs offer access to a range of services for children and families provide on-site and through referral. Many of these services are co-located at FRC locations and are coordinated through partnerships with other community-based providers and agencies. FRCs delivered 821 units of coordinated services to 106 unduplicated parents or caregivers in 2021–22. Services included parent education workshops, behavioral health services, food distributions, healthcare enrollment assistance, breastfeeding support, and car seat installation and safety training. FRC staff also provided resource assistance (e.g., translation, application assistance, incentive closet) to 100 parents, and referred 64 parents and caregivers to providers in the community. Community partners in 2021–22 included Kings View Behavioral Health, CalViva, La Leche League, and CalFresh Healthy Living UC Cooperative Extension.

FRC Parent Survey Results

To learn more about the experiences of families who accessed services through the FRCs, parents were invited to participate in a voluntary survey administered from April to May 2022. All four FRC centers participated. Parents completed the survey electronically from a portable device using a scannable QR code. Seventy percent of parents/caregivers completed the survey form in English and 29% completed the survey in Spanish. More than 100 parents and caregivers participated.

FRC Visibility and Outreach

Exhibit 11. How Parents Learned About FRC Resources



Parents were first asked to share information on how they learned about the services and resources that were available through their community FRC. Nearly three-quarters (72%) reported hearing about the FRC through word of mouth from friends or family members. Other leading sources of information included flyers, brochures, or other print outreach materials (21%), information shared at community events (17%), and through WIC programs (14%). Few parents learned about FRC services through their children's daycare, preschool, or elementary school (6%) or through their healthcare providers (4%). This suggests that additional marketing activities could be beneficial for outreach and engagement efforts.

Service and Staffing Quality

Parents were then asked to evaluate the quality of the services they received through the FRC:

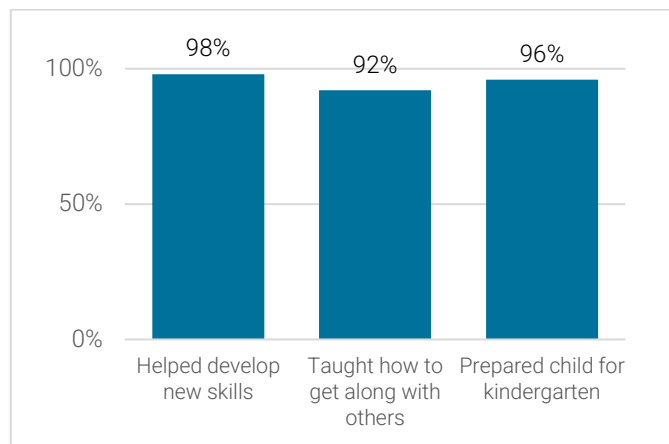
- 97% of parents 'strongly agreed' that the location was convenient;
- 95% 'strongly agreed' that FRCs offered a good choice of services and activities;
- 89% 'strongly agreed' that activities were offered at convenient times; and,
- 84% 'strongly agreed' that if the FRC was not in their community, they would have had trouble finding similar activities for their children.

Parents universally agreed that FRC staff were helpful (97%), interacted with parents and children in a positive way (98%), and made families feel welcomed (98%).

Child and Family Outcomes

Parents also attributed positive changes in their children's learning and development to their participation in FRC programs.

Exhibit 12. Parents Who 'Strongly Agreed' on Positive Developmental Outcomes



Child and Family Outcomes (continued)

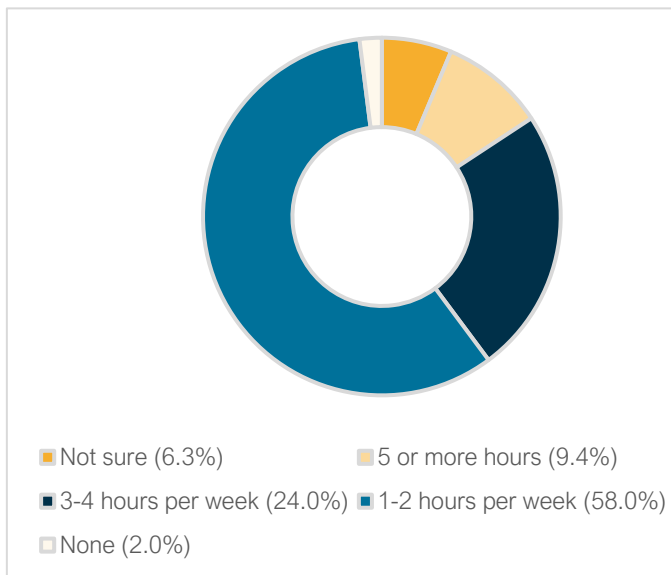
- 98% of parents felt that FRC programs helped their children develop new skills;
- 96% felt that programs helped prepare their children for kindergarten;
- 92% felt that FRC activities taught their children how to get all with their same-age peers.

Parents also had an opportunity to share perceptions of how participation in FRC services had impacted parenting knowledge and practices.

- 90% 'strongly agreed' that they understood more about their children's growth and development;
- 89% of parents 'strongly agreed' that they knew more about activities they could do at home with their children;
- 85% 'strongly agreed' that they felt more confident as a parent;
- 73% 'strongly agreed' that they felt more connected to their community;
- 66% 'strongly agreed' that they had access to information or resources to promote healthy pregnancy or breastfeeding.

Parents who attended FRCs in their community also shared information about how frequently they read with their children. About 60% of parents indicated that they read two hours per week or less, which underscores the need for structured programs, such as the FRC ECE programs, which focus on early literacy development.

Exhibit 13. **Frequency of Parents Reading with their Children**



When asked to identify the most important benefits of attending FRC programs and activities in their community, parents offered various responses:

- 48% of responses focused on opportunities for their children to socialize with other children;
- 27% of responses noted opportunities for learning, development, and enrichment;
- 8% of responses identified benefits of preschool or kindergarten readiness;
- 6% focused on parent education, for example, opportunities to learn about pregnancy and children's early development;
- 5% identified other benefits for parents, such as having opportunities to meet other families in the community and to engage with their own children through structured learning opportunities;
- 3% of responses focused on the value of having access to community services and resources, including mental health support services;
- 3% of responses referenced the value of positive interactions with FRC staff.

Evaluation Summary

The First 5 Kings County 2021—22 Annual Evaluation Report details the scope and reach of Commission investments in early education, health, and family support services for Kings County families with young children. The report profiles child and family needs within the community and highlights the efforts of funded partners, working in collaboration with First 5 staff and the Commission, to positively impact the lives of children 0-5 countywide.

The 2021—22 program year was the second year of a five-year strategic plan. Under the five-year plan, the Commission continued to invest in four key strategic initiatives—the School Readiness Initiative, the Family Resource Center Initiative, the Early Care and Education Initiative, and the New Projects Initiative—expending nearly \$1.2 million in contracts with funded partners for the 2021—22 fiscal year. Collectively, funded partners reached 2,228 children and 1,898 parents and caregivers. These investments supported a mixture of direct service programs, professional development opportunities, and new infrastructure aimed at improving child health, improving early learning and development, strengthening families, and promoting systems integration.

The 2021—22 program year marked a return to in-person services following the COVID-19 pandemic. Although COVID had temporarily disrupted service delivery and impacted staffing and service demand, it also enabled programs to introduce new virtual options for reaching children and families. Funded partners continued to offer virtual programming in response to community needs and preferences, although most parents, when surveyed, indicated a preference for in-person services (80%).

First 5 Kings County partners documented several key accomplishments from the 2021—22 fiscal year that include the following:

- The UCP Parent & Me and Special Needs programs served a combined total of 136 children who were at risk for developmental delays, filling a critical gap in early childhood systems of care.
- Parent & Me programs screened 200 unduplicated children for developmental delays in 2021—22 and served 18 special needs children in inclusion classrooms where they benefitted from interactions with typically developing children.

- Parents who attended Parent & Me programs expressed strong positive sentiments about their involvement, most notably, 93% of parents 'strongly agreed' that they understood more about their children's growth and development and 88% felt more confident in their parenting due to their program involvement.
- Kindergarten transition activities were supported across 16 high need public elementary schools to promote school readiness. L2L schools reached an estimated 46% of incoming kindergarteners in public schools countywide. More than three quarters of children (78%) attending L2L schools were socio-economically disadvantaged and 29% were English Language Learners. The L2L project also distributed 1,379 new backpacks filled with basic school supplies and learning resources.
- FRCs served 522 children and 471 parents and caregivers and recorded 15,137 service contacts countywide, averaging 14.9 contacts per family. These figures represent a 44% decrease in service volume from the previous fiscal year, underscoring the effect of declining revenues on service reach. FRCs continued to offer an array of health, education, childcare, and family support services in both virtual and in-person formats and to coordinate with community partners to expand service offerings. FRCs also screened 257 children for developmental delays. Half of those screened (52%) were under 3 years of age, when early intervention is most effective. Parents perceived strong benefits from their FRC involvement. Ninety-eight percent of parents felt the FRCs helped their children develop new skills and 96% believed programs helped prepare their children for kindergarten.
- The Kings United Way used First 5 funds to support the development of the *Unite Us* referral exchange to establish a countywide network of care. The Referral Exchange currently supports 34 active user organizations including representatives from the healthcare, education, and social service sectors.
- CARES continued to promote children's access to quality ECE opportunities by providing coaching, technical assistance, and stipends to build the capacity of the ECE workforce. The program reached 185 providers over the course of the 2021-22 program year.

Key Findings and Recommendations

Specific recommendations to guide ongoing implementation of the First 5 Kings County 2020-2023 Strategic Plan include the following:

Build partner capacity to pursue new funding opportunities to supplement declining revenues.

Kings County funded partners continue to navigate reductions in Commission funding tied to declining tobacco tax revenues. This has been largely achieved by downsizing operations (e.g., closing locations, reducing staff); however, without an infusion of new resources and with escalating program costs, capacity will become increasingly limited. Notably, this year FRCs experienced a more than 40% decrease in program volume compared to the previous fiscal year. To continue to serve families and communities, First 5 Kings County and its funded partners need to aggressively pursue new avenues for fund development, leverage existing resources, and work to expand partnership opportunities to supplement Commission investments. This may require a stronger leadership role from the county and the Commission to help build the professional capacity of partner agency staff to seek and obtain new funding sources (e.g., supporting proposal development, fiscal management). This would help partners, such as FRCs, build internal capacity, while expanding the breadth and depth of available services (e.g., early childhood behavioral health services). This includes services referenced in the First 5 Kings County Strategic Plan that are not yet widely implemented (e.g., prenatal education, breastfeeding support, smoking cessation, parent education, health screenings).

Adopt and implement evidence-based programs (EBPs) and practices with fidelity for parents and caregivers and young children. Funded partners should continue to seek ways to integrate EPBs, best practices, and model curricula that are culturally responsive and that address the needs of children, families and communities served. Using EPBs in the field of early childhood ensures that knowledge and research findings of professional experts guide programming, and that program strategies are proven effective for achieving positive outcomes for children and families.

Increase visibility and coordination of First 5 and other early childhood and family services. UCP and FRCs continued to offer an array of early education and enrichment programming, family events, and material resources to benefit young children and their families. Parents held strong positive perceptions of both service quality and effects on their parenting and their children's development. To maximize these services' benefits, particularly given resource constraints, partners should focus on outreach and promoting programs throughout the community to increase visibility and ensure that classes and other resources are fully utilized when offered (e.g., maximize classroom capacity). Funded partners should also seek new opportunities for coordination with other early childhood and family providers, including preschools. The Kings United Way Referral Exchange focuses on adopting a countywide referral system using the *Unite Us* digital platform, which will allow programs to coordinate service delivery and track referrals and service utilization across systems and funded partners. Building the *Unite Us* platform should be a high priority, given that uptake has been slower than anticipated.

Strengthening data collection and reporting systems to demonstrate programmatic outcomes more effectively. First 5 California expects counties to track unduplicated participants across funded partners to create more accurate accounting of program reach. First 5 Kings County's data infrastructure has lagged, limiting the capacity for more robust evaluation of programs and services. First 5 staff should continue to identify low-cost data solutions for this purpose and should push to utilize the *Unite Us* platform as a data-monitoring tool as more organizations begin to join. These data system enhancements and accountability measures can help partners monitor program performance longitudinally and be better positioned to use data to assess outcomes in support of future planning and decision-making.

First 5 Kings County Annual Evaluation

Fiscal Year 2021–22

Prepared for:

**First 5 Kings County Children and
Families Commission**
330 Campus Drive
Hanford, CA 93230



APRIL 2023



Evaluation Approach

- Guided by the 2020-25 Strategic Plan.
- Aligns with the four strategic results areas—improved child health, improved child development, improved family functioning, and improved systems.
- Monitors program outputs relative to performance targets (i.e., children and families reached, units of services delivered), provides measurement of selected outcomes, and highlights key accomplishments and recommended areas for future focus.
- Outlines a role for the evaluation team to support data infrastructure development and system enhancements.

2021-2022 | Evaluation Data Sources

- Analyses of community archival data sources to profile Kings County children, families and communities.
- Reviews of First 5 quarterly and annual program reports.
- Analyses of implementation and developmental screening databases maintained by UCP and FRCs.
- Compilation and entry of backpack distribution and orientation event sign in sheets.
- Surveys administered to parents and caregivers whose children attended FRCs and Parent & Me programs. Parents completed the survey electronically in English and Spanish from a portable device using a scannable QR code.



2021-2022 | Fiscal Year Overview

COMMISSION INVESTMENTS



The First 5 Kings County Commission invested \$1.2 million in FY 2021-2022 to support programs under its four core initiatives. This marked the second year of a five-year strategic planning period.

FISCAL IMPACTS



First 5 Kings County funded partners continued to operate in the face of steadily declining revenues. Decreased funding combined with escalating program costs has led partners to scale back operations.

COVID RECOVERY

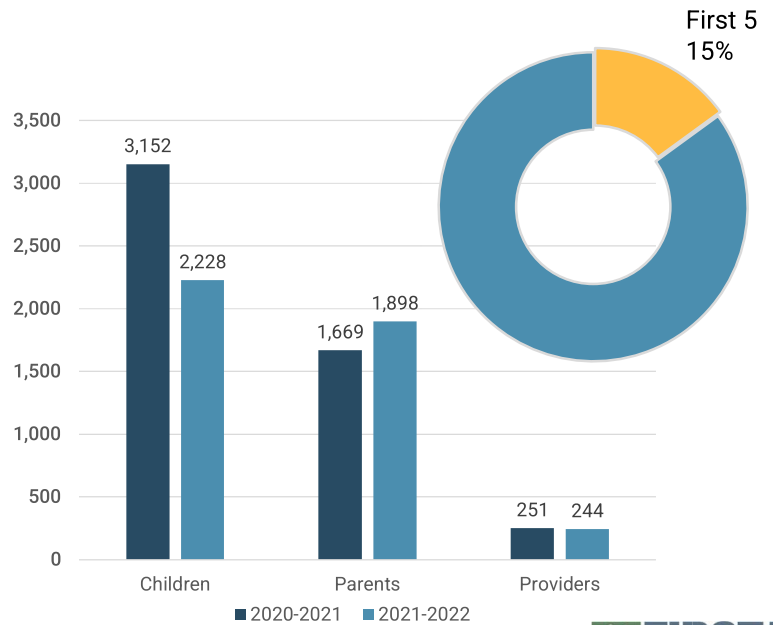


Funded partners returned to in-person services this year while continuing to offer virtual options. Parents, when surveyed, expressed a preference for in-person programming.



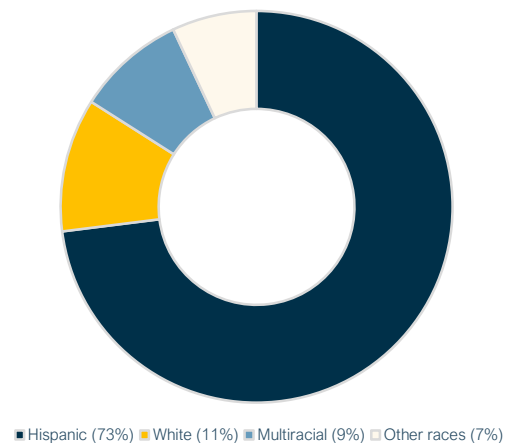
2021-2022 | Reach of First 5 Funded Programs

- First 5 reached 2,228 children or 15% of the 0 to 5 population. This represents a 41% decrease from the previous year.
- Partners reached 1,898 parents and caregivers, increasing 12% from the previous year.
- Workforce development strategies reached 244 ECE providers to enhance early care and education quality and effectiveness.



2021-2022 | Characteristics of Children

- Seventy-three percent of children were Hispanic, 11% were White, 9% were Multi-Racial, and 7% were Other Races.
- Nearly half (46%) of children were from Spanish speaking households.
- Sixteen percent of children (16%) were identified with special educational needs.
- Twenty-one percent of children served were infants and toddlers and 71% were preschool and kindergarten age.





Early Care and Education (E3)

2021-2022 | CARES

- The First 5 Kings County Commission invested \$88,545 into workforce development strategies through the Comprehensive Approaches to Raising Educational Standards (CARES) program.
- CARES used funds to provide professional development to 185 individual participants, including reviews of personal growth plans, assistance with permit applications and higher education access, and provision of coaching and mentoring.
- CARES staff distributed newsletters and a training calendar to 3,853 recipients surpassing the number of providers targeted for dissemination.
- Consultants hosted Inclusion Community of Practice Groups throughout the year and launched a new Home Visitation Professional Learning Community (PLC) to support home visiting staff.



2021-2022 | **Unite Us Referral Exchange**

- The First 5 Kings County Commission invested \$36,307 to support development of the Kings County Referral Exchange.
- Kings United Way engaged in community outreach to introduce the referral exchange and *Unite Us* platform to potential partners and to recruit and onboard new member organizations.
- The Referral Exchange currently supports 34 active user organizations from healthcare, education, and social services.
- Kings United way successfully onboarded 11 providers who focus on services for special needs children, supported 7 providers who offer access to school readiness resources, and supported 7 offer early care, education, and buffering resources to children 0 to 5 years and their families.
- Barriers to widescale adoption by organizations have proven challenging and limit capacity of the system.



2021-2022 | Linkages 2 Learning

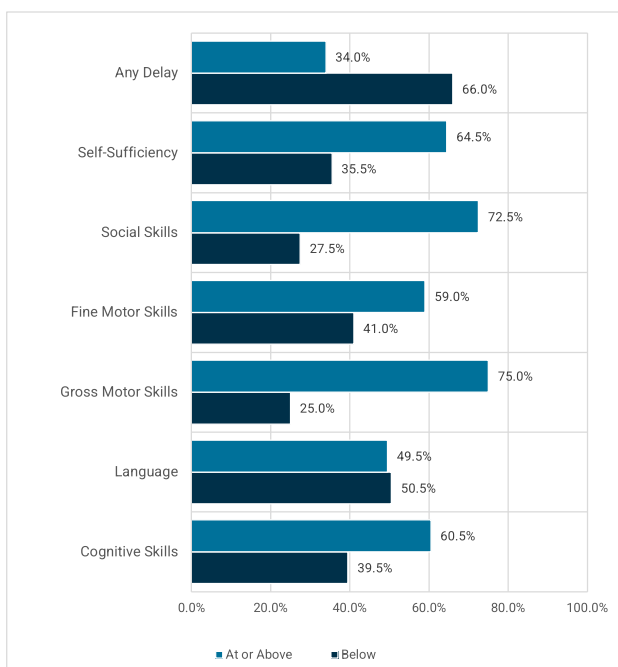
- L2L stipends supported 16 public elementary schools, enrolling about half (46%) of incoming public kindergarten children countywide. Resources were appropriately allocated to the highest need schools—78% of school populations are socio-economically disadvantaged and 29% are English Language Learners.
- Stipends were used to host Spring and Fall orientation events.
- L2L promoted timely kindergarten registration through the distribution of 1,379 new backpacks filled with basic school supplies and learning resources.
- Interim funding allows schools to gradually assume more ownership of kindergarten transition activities that had been historically supported by First 5 Kings County.

2021-2022 | UCP and Special Needs

- UCP programs promote equitable access to quality early learning programs by addressing gaps in systems of care for children who may be ineligible for special developmental services.
- UCP community-based programs reached 327 children at-risk for developmental delays filling a critical gap in early childhood systems of care.
- Parent & Me delivered 1,478 interactive sessions across five locations and reached 209 children and 161 parents or caregivers.
- The Special Needs Project provided interventions to 118 children—90% of whom were 0-3 years of age when interventions are most effective.
- UCP staff providing coaching to 59 providers in classroom settings and supported 18 special needs children in Parent & Me classroom settings as part of its inclusion program with Early Start. This creates opportunities for children to interact with typically developing children.



2021-2022 | UCP Developmental Screenings



- Parent & Me programs conducted 200 health and developmental screenings with 148 children using the Hawaii Early Learning Profile (HELP).
- Of the children screened, two thirds (66%) functioned below their chronological age in months on at least one measure of development.
- 25% of parents surveyed were referred to a UCP therapist for further assessment and evaluation.
- 30% would not have sought therapeutic services for their child if they had not been involved with UCP.

2021-2022 | UCP Parent Feedback

Impacts on Parenting

	Strongly agree	Agree	Disagree	Strongly disagree
I know more about activities that I can do at home with my child.	88%	12%	0%	0%
I feel more confident as a parent or guardian.	88%	12%	0%	0%
I feel more connected to other families in my community.	79%	22%	0%	0%
I understand more about my child's growth and development.	93%	7%	0%	0%
If Parent & Me was not in my community, I would have trouble finding similar activities.	81%	19%	0%	0%



2021-2022 | Family Resource Centers

- FRCs operated across four Kings County communities in 2021-22 and reached 522 children and 471 parents and caregivers. Funds were allocated for an Avenal FRC but no provider applied for funding.
- Centers continued to offer an array of school readiness and family support services to underserved children and families including in-person and virtual programming.
- FRCs recorded 15,137 total service contacts during the 2021-22 program year or a 31% decrease in volume from the previous year. The centers documented an average of 14.9 service contacts per participant on average, compared to 24 contacts on average in 2020-2021.
- Early childhood programming featured classes for infants and caregivers, toddlers, and preschool-age children. Topics included, but were not limited to art, music, cooking and nutrition, movement, storytelling, and sensory exploration.

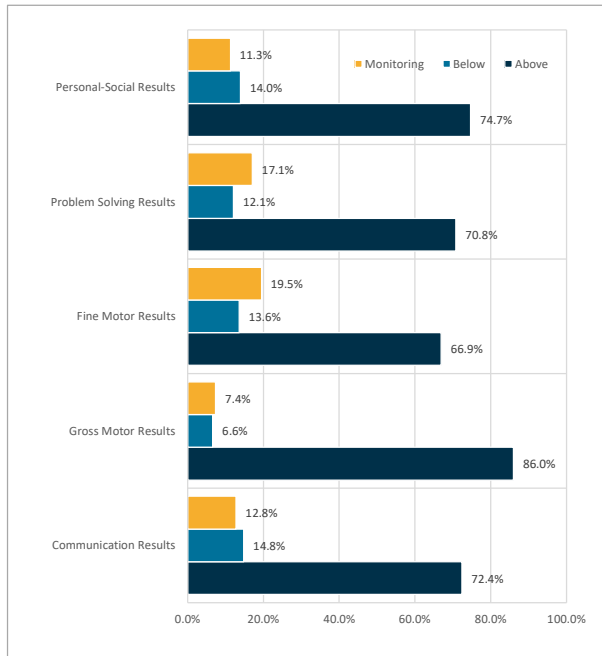


2021-2022 | Family Resource Centers

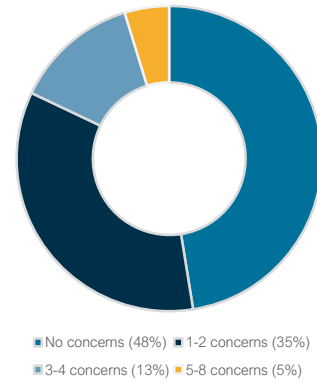
- FRCs offered family literacy and socialization events. In 2021-22, 197 parents and 204 children attended family literacy events and 123 parents and children attended socialization events. FRCs also expanded collaborations with other community providers to deliver 821 units of coordinated services to 106 parents and caregivers.
- Parents accessed center-based resources, such as, translation assistance, book giveaways, incentive closets, and access to office equipment, and 64 parents received referrals to other services in the community.
- Kettleman City FRC continued to offer home visiting services using the evidence-based Parents as Teachers (PAT) home visiting model. Home educators reached 12 parents and 13 children, completed 153 in-person and virtual home visits, and distributed 169 Raising a Reader activity bags.



2021-2022 | FRC Developmental Screenings



Overall Concerns among Children Screened (n=257)



2021-2022 | FRC Parent Feedback

Ability to Access Services

	Strongly agree	Agree	Disagree	Strongly disagree
Location is convenient	97%	3%	0%	0%
Activities are offered at convenient times	89%	10%	1%	0%
Did not have to wait too long to participate	92%	7%	1%	0%
Offers a good choice of services and activities	95%	5%	0%	0%
Offers services in my preferred language	100%	0%	0%	0%
If the FRC was not in my community, I would have trouble finding similar activities	84%	12%	2%	2%



2021-2022 | FRC Parent Feedback

Perceptions of Staff Quality

	Strongly agree	Agree	Disagree	Strongly disagree
Staff were helpful.	97%	3%	0%	0%
Staff interacted with me and my child in a positive way.	98%	2%	0%	0%
Staff made me feel welcome.	98%	2%	0%	0%

Impacts on Child Development

	Strongly agree	Agree	Disagree	Strongly disagree
Prepared my child for kindergarten.	96%	3%	1%	0%
Taught my child how to get along well with other children.	92%	8%	0%	0%
Helped my child develop new skills.	98%	2%	0%	0%

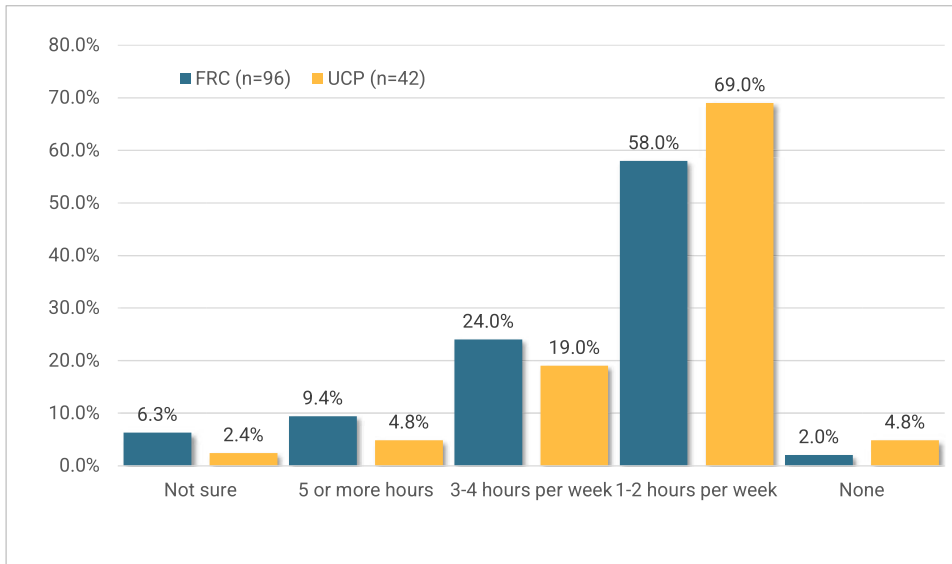
2021-2022 | FRC Parent Feedback

Impacts on Child Development

	Strongly agree	Agree	Disagree	Strongly disagree
I know more about activities that I can do at home with my child.	89%	10%	1%	0%
I feel more confident as a parent or guardian.	85%	13%	0%	1%
I feel more connected to other families in my community.	73%	24%	2%	1%
I understand more about my child's growth and development.	90%	9%	0%	1%
I had access to information or resources to promote healthy pregnancy or breastfeeding.	66%	17%	16%	1%
If the FRC was not in my community, I would have trouble finding similar activities	84%	12%	2%	2%

2021-2022 | FRC & UCP Parent Feedback

Hours of Weekly Reading with Child



✓ Fund Development

Kings County funded partners continue to navigate reductions in Commission funding by downsizing operations (e.g., closing locations, reducing schedules, reducing staff). To continue to serve families and communities, First 5 Kings County and its funded partners need to aggressively pursue new avenues for fund development. This may require a stronger leadership role from the county and the Commission to help build the professional capacity of partner agency staff to seek and obtain new funding sources (e.g., supporting proposal development, fiscal management).

✓ Integration of EBPs

Funded partners should continue to seek ways to integrate EPBs, best practices, and model curricula that are culturally responsive and that address the needs of children, families and communities served. Using EPBs in the field of early childhood ensures that knowledge and research findings of professional experts guide programming, and that program strategies are proven effective for achieving positive outcomes for children and families.



Increase Visibility and Coordination

Parents held strong positive perceptions of both service quality and effects of UCP and FRC programs on their parenting and their children's development. To maximize these services' benefits, partners should focus on outreach and promoting programs throughout the community to increase visibility and ensure that classes and other resources are fully utilized when offered (e.g., maximize classroom capacity). Funded partners should also seek opportunities for coordination with other early childhood and family providers, including preschools. This includes overcoming barriers to implementing the referral exchange.



Data System Enhancements

First 5 California expects counties to track unduplicated participants across funded partners for accurate accounting of program reach. First 5 Kings County's data infrastructure has lagged, limiting the capacity for more robust evaluation of programs and services. First 5 staff should continue to identify low-cost data solutions for this purpose and should push to utilize the Unite Us platform as a data-monitoring tool as more organizations begin to join.

Questions & Discussion





330 Campus Drive • Hanford • CA • 93230 • (559) 585-0814

Date of Meeting: April 28, 2023

Study Session

Staff Report

February & March 2023



Staff Report February - March 2023

Program Officer Report

- **Administrative Activities**
 - FY 2023-2024 Budget Preparation
 - First 5 Office Assistant I/II Recruitment
 - KCDPH Accreditation
 - Hub Equity Training RFA Review
 - TA: Corcoran FRC
 - HMG Consultant Interview
 - KCDPH Senior Leadership

- **Meetings, Webinars and Conferences:**
 - Central CA Home Visiting and NIH/ENRICH – Feb. 3
 - First 5 Association ED Meeting- Feb. 9 & Mar. 9
 - Central Valley RFA – Regional TA for Home Visiting Coordination – weekly Feb. 6 – Mar. 24
 - Compositions of Regions for HVC RFA – Feb. 14
 - Regional REDI Convening – Feb. 24 & Mar. 6
 - First 5 Central Region ED Meeting – Mar. 3
 - First 5 California Commission Retreat – Mar. 3
 - Local Childcare Planning Council & Kings Early Education Program – Mar. 8
 - Region 5 – IMPACT Hub Meeting – Mar. 15
 - KCAO HSAC Meeting – Mar. 27

Linkages 2 Learning Activities

No activity since February Commission Meeting